

GENERAL



Equipment & Supply

Sales • Rentals • Repairs • Buy/Trade

800-800-6011

email: sales@gequip.com

Serving the Nation for over 26 years.

Product Categories

<p>Air Equipment</p> <p>Compressors Horns & Movers Hydrostatic Pumps Tools & Manifolds Tuggers</p> <p>Bending</p> <p>Electric Hand Hydraulic Mechanical PVC Tubing</p> <p>Cable Pulling</p> <p>Cable Pullers / Tuggers Cable Feeder Cable Reel Rollers Reel Jacks & Spindles Sheaves Vacuums & Blowers Wire Carts</p> <p>Cable Termination</p> <p>Crimpers Crimping Dies Cable & Bus Bar Benders Cutters Strippers</p> <p>Generators</p> <p>Portable Stationary Trailer</p> <p>Hand Tools</p> <p>Bolt Cutters Clamps Sockets Torque Multipliers Wrenches</p>	<p>Holemaking</p> <p>Knock Outs (K.O's) Diamond Core Rigs Hydraulic Punches Magnetic Drill Presses</p> <p>Hoists & Winches</p> <p>Come-a-longs Chain Falls Grip Hoists Hoists & Trolleys Hoisting Accessories</p> <p>Jacks</p> <p>Adjust-a-Roll Hydraulic Pipe Jack & Stands Reel Rail Road / Toe Jacks Steamboat</p> <p>Lifts</p> <p>Duct Lifts Forklifts Man Lifts Rol-a-lifts Roust-a-bouts</p> <p>Material Handling</p> <p>Conduit / Pipe Racks Concrete Buckets Dollies (Pipe & Barrel) Dump Hoppers Farm Wagons Johnson Bars Ladders & Walk Boards Pallet Jacks Plate Clamps Skip / Fly Pans Snatch Blocks Tank & Skate Rollers</p>	<p>Miscellaneous</p> <p>Blue Print Racks Blue Print Sticks Fans & Heaters Railroad Ties / Dunnage Rebar Benders Road / Jersey Barriers School Buses</p> <p>Pipe Equipment</p> <p>Clamps & Fit-Up Tools Pipe Bevellers Press-Fit Tools Roll Groovers Threaders Threading Accessories</p> <p>Powder Actuated</p> <p>Tools & Poles</p> <p>Power Distribution</p> <p>Cords & Adaptors Distribution Centers Panel Boards Spider Boxes Transformers</p> <p>Power Tools</p> <p>Drill Motors Grinders Hammers Impact Wrenches Nibblers & Shears Saws</p> <p>Safety Equipment</p> <p>Body Protective Gear Fall Protection Fire Blankets High Voltage Mats Safety Cabinets Safety Cans</p>	<p>Storage Equipment</p> <p>Cabinets Gang Boxes Pallet Racking Print Shacks (Workstations) Safety Cabinets Sea Containers (Connex) Trailers: Van & Flatbed Warehouse Racking</p> <p>Testing Equipment</p> <p>Hydrostatic Test Pumps Meters Test Plugs</p> <p>Welding Equipment</p> <p>4, 6, & 8-Pack Diesel Electric MIG MOG Grids Propane Plasma Cutters Pipe Beveling Machines Stud TIG Wire Feeders</p> <p>Welding Accessories</p> <p>Bottle Carts Cable Clamps: Line-Up & Pipe Electrode Holders & Stingers Fabrication Tables Rod Ovens Rotary Ground Clamps Track Torches Turning Rolls (Pipe-Tank) Welding Kits Welding Screens</p>
---	---	---	---

We Rent & Repair everything we Sell

Contents



Description	Page
Air Equipment	3
Bending	5
Cable Pulling	7
Cable Termination	13
Generators	14
Hand Tools	15
Holemaking	16
Hoists, Winches & Hoisting Accessories	17
Jacks	18
Lifts	19
Material Handling	20
Miscellaneous	21
Pipe Equipment	22
Powder Actuated Tools	24
Power Distribution	24
Power Tools	25
Safety Equipment	26
Storage Equipment	27
Testing Equipment	28
Welding Equipment	29
Welding Accessories	30
Appendix	31
♦ About General Equipment	
♦ Credit Application	
♦ Electrical Supplies	
♦ Contact Us	

Air Equipment



Air Tuggers
 1000 to 40K lb capacity



Air Compressors Towable



Air Compressors Portable



Air Band Saws

Capacity	Blade
4 $\frac{3}{4}$ "	44 $\frac{7}{8}$ " x $\frac{1}{2}$ "
7"	66" x $\frac{5}{8}$ "



Air Drills



Air Hoists



Air Horns-Air Movers
 3" to 10"



Hydrostatic Test Pumps
 Air 500 to 15,000 psi
 Specify gpm & psi
Electric & Gas - see page 28





Air Manifolds



Chipping Hammers



Grinders, Die & Straight



Grinders, Right Angle

Air Equipment



Impact Wrenches
 $\frac{1}{4}$ " to 2"



Pavement Breakers
 Up to 90 lb




Rivet Busters



Rotary Hammers



Tampers



Scabblers

Air Hoses
 $\frac{1}{4}$ "
 $\frac{3}{8}$ "




$\frac{3}{4}$ "
 Available with or without Crows Feet





Air Steel


Hex Sizes: $\frac{3}{4}$ " · $\frac{7}{8}$ " · 1" · $1\frac{1}{8}$ " · $1\frac{1}{4}$ "


Other Sizes: Round Shank/Round Collar · Round Shank/Oval Collar · Taper for River Busters


Bull points



Cold Chisels


Scaling Chisels


Ground Rod Drivers


Bushing Tools


Asphalt Cutters


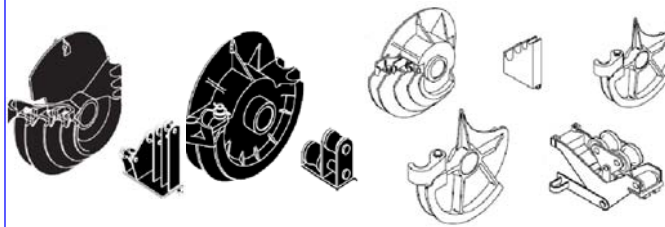
Clay Spades




Bending



555 Electric Bender
555R ½" to 2" Rigid
555E ½" to 2" EMT
555I ½" to 2" IMC



Shoe Groups for 555

PVC 40 Mil Coated Rigid ½"-2" use **37279**
 Rigid ½" to 2" use **28007**
 EMT ½" to 2" use **23802**
 IMC 1½" to 2" use **26330**
 IMC ½" to 1¼" use **28007** (same as rigid)



Electric Benders

854 Quad Bender
855 Smart Bender
 ½" to 2"
 EMT•IMC•Rigid•



B2000 Cyclone Electric Bender

½" to 2" EMT • IMC • Rigid • Rigid Aluminum • Plus
 ½" to 1½" PVC-coated Rigid



Hickey Hand Benders

½" ¾" 1" 1¼" 1½" 2"



EMT•IMC•Rigid Hand Benders

½" ¾" 1" 1¼" 1½" 2" with or without



Little Kicker Offset EMT Benders

1810 ½"

1811 ¾"

Identical offsets that match knockout in wall mounted boxes



EMT-IMC Benders

1¼" to 2"

EMT only **882**

EMT & IMC **882CB**

IMC only **892**

see Hydraulic Pumps page 6



EMT•IMC•Rigid Benders

881CT 2½" to 4" 90°

881 2½" to 4" 90°
 3½" to 4" 45°

Shown with optional 1813 Bending Table & 980 Pump



Rigid Benders

880 ½" to 2" 90°

777 ½" to 2" 90° & 2½" to 4" Segmental



Rigid Benders

884 1¼" to 4"

885 1¼" to 5"

Shown with optional 1802 Bending Table & 980 Pump



785 Rigid Bender

5" to 6" Rigid

1-Shot 90° • 230 Volt 1Ph

Complete with integrated Electric Ram/Pump

See Hydraulic Pumps for all Benders on page 6

Bending






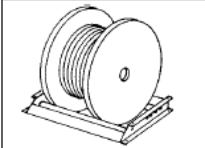




 <p>755 Hydraulic Hand Pump</p> <p>Use with these Benders</p> <p>777 ½" to 4" Rigid</p> <p>782 Tubing Bender</p> <p>880 ½" to 2" Rigid</p> <p>882 1¼" to 2" EMT</p> <p>892 1¼" to 2" IMC</p>	 <p>975 Hydraulic Electric Pump</p> <p>Use with Parker Tubing Bender and Greenlee 777, 782, 880, 882 & 892</p>	 <p>980 Hydraulic Electric Pump</p> <p>Use with Benders 884-885-881-881CT</p>	 <p>Manual Mechanical Benders</p> <p>1800 ½" to 1" Rigid-IMC</p> <p>1801 1¼" to 1½" Rigid</p>												
 <p>Mechanical Benders</p> <p>WB30</p> <p>Rigid-PVC Rigid ½" to 1½"</p> <p>Alum Rigid ½" to 2"</p> <p>EMT ½" to 2"</p> <p>IMC ½" to 1½"</p>	 <p>Mechanical Benders</p> <p>1818</p> <p>Rigid ½" to 1½"</p> <p>Alum Rigid ½" to 2"</p> <p>EMT ¾" to 2"</p>	 <p>PVC Heaters</p> <p>849 ½" to 2" PVC</p> <p>851 ½" to 4" PVC</p> <p>120 volts 20 amps</p> <p>Manual Rotation</p>	 <p>PVC Heaters</p> <p>847 & 848</p> <p>½" to 6" PVC</p> <p>230 volt 30 amps</p> <p>847 Manual Rotation</p> <p>848 Electric Rotation</p>												
 <p>PVC Heating Blankets</p> <p>1/2" to 4"</p> <table border="1"> <thead> <tr> <th>Size</th> <th>Watts</th> <th>Amps</th> </tr> </thead> <tbody> <tr> <td>½" to 1½"</td> <td>300</td> <td>3</td> </tr> <tr> <td>2" to 3"</td> <td>690</td> <td>6</td> </tr> <tr> <td>3½" to 4"</td> <td>1120</td> <td>10</td> </tr> </tbody> </table> <p>120 Volts</p>	Size	Watts	Amps	½" to 1½"	300	3	2" to 3"	690	6	3½" to 4"	1120	10	<p>Tubing Benders</p>  <p>HB632</p> <p>Parker HB632 Hydraulic Tubing Bender</p> <p>3/8" to 2" Tubing and 3/8" to 1½" IPS</p> <p>Operates with a 10,000 psi Hand or Electric Hydraulic Pump</p>  <p>Greenlee 782 Tubing Bender (Not shown)</p> <p>½" to 2½" Tubing & Stainless Steel • Each size sold separately</p>		
Size	Watts	Amps													
½" to 1½"	300	3													
2" to 3"	690	6													
3½" to 4"	1120	10													

<p>Ultra Cable Feeder 6810</p> 	<p>Specifications 115 Volts 15 amps Variable Speed from 4 to 36 fpm Maximum Tracking Force 200 lbs Reel Weight Capacity 25,000 lbs</p> <p>Max Cable Capacity 8 x 250 mcm 6 x 500 mcm 5 x 750 mcm</p>	 <p>Cable Tugger 640 4000 lb capacity No Force Gauge Single speed • 10 fpm</p>	 <p>Super Tugger 6001 6500 lb capacity Force Gauge Single speed • 6 fpm</p>						
<p>Greenlee Cable Tugger Packages Complete less rope</p> <p>686 package 4000 lb capacity uses 640 Tugger</p> <p>6000 package 6500 lb capacity uses 6001 Tugger</p> <p>Packages use the same accessories as the CP8000 Brutus Puller</p>	 <p>Ultra Tugger Package 6805 8000 lb capacity Force Gauge 1-speed 6 fpm to 8 fpm</p>	 <p>Brutus Cable Puller CP800 8000 lb capacity Force Gauge Single Speed • 10 fpm</p>	 <p>Puller Package CP8000 Brutus Complete less rope 8000 lb capacity uses CP800 Puller</p>						
 <p>2- Speed Gear Box Low 15 fpm High 30 fpm Complete less rope</p> <p>Puller Package H-6000 His Business 6000 lb capacity with Force Gauge</p>	 <p>Floor Mounts 6037 (shown) 6500 lb capacity supplied with Super Tugger Packages 00865 (not shown) 8000 lb capacity supplied with Ultra Tugger Packages</p>	 <p>03561 Speed Booster Increases the speed of the Ultra Tugger to pull twice as fast. Automatically switches to low speed at 2500 lbs to protect the Tugger Motor. Use with Ultra Tuggers Only.</p>	 <p>Pulling Rope Double-Braided Eyes on both ends</p> <table border="1"> <tr> <td>4000-6500lb 3/4" x 300'</td> <td>8000 lb 7/8" x 600'</td> </tr> <tr> <td>3/4" x 600'</td> <td>7/8" x 1200'</td> </tr> <tr> <td>3/4" x 1200'</td> <td>7/8" x 1200'</td> </tr> </table> <p><i>Call for Rope sizes not shown</i></p>	4000-6500lb 3/4" x 300'	8000 lb 7/8" x 600'	3/4" x 600'	7/8" x 1200'	3/4" x 1200'	7/8" x 1200'
4000-6500lb 3/4" x 300'	8000 lb 7/8" x 600'								
3/4" x 600'	7/8" x 1200'								
3/4" x 1200'	7/8" x 1200'								

Cable Pulling

 <p>Rope Reel Stand 654 3/4" & 7/8" Rope 300' & 600'</p>	 <p>Kellems Wire Basket Pulling Grips Solid Eye & Swivel Eye Assorted sizes starting at 1/2"</p>	 <p>629 Pulling Grip Kit 6500 lb capacity 2" and larger conduit 629: 624S, 624L & 678 clevis</p>  <p>578 Rope Clevis 10K lb cap.</p>	 <p>Pulling Swivels</p> <table border="1"> <thead> <tr> <th>Dia.</th> <th>Rope</th> <th>Capacity</th> </tr> </thead> <tbody> <tr> <td>7/8"</td> <td>3/8"</td> <td>2250 lb</td> </tr> <tr> <td>1-1/4"</td> <td>1/2"</td> <td>5000 lb</td> </tr> <tr> <td>1-3/8"</td> <td>9/16"</td> <td>7000 lb</td> </tr> <tr> <td>1-5/8"</td> <td>5/8"</td> <td>10,000 lb</td> </tr> <tr> <td>2"</td> <td>3/4"</td> <td>15,000 lb</td> </tr> <tr> <td>2-3/8"</td> <td>1"</td> <td>25,000 lb</td> </tr> </tbody> </table>	Dia.	Rope	Capacity	7/8"	3/8"	2250 lb	1-1/4"	1/2"	5000 lb	1-3/8"	9/16"	7000 lb	1-5/8"	5/8"	10,000 lb	2"	3/4"	15,000 lb	2-3/8"	1"	25,000 lb
Dia.	Rope	Capacity																						
7/8"	3/8"	2250 lb																						
1-1/4"	1/2"	5000 lb																						
1-3/8"	9/16"	7000 lb																						
1-5/8"	5/8"	10,000 lb																						
2"	3/4"	15,000 lb																						
2-3/8"	1"	25,000 lb																						
 <p>Conduit Rubber Swabs 100% of Conduit Size 2" to 6" Use for lube spreading and cleaning out conduit</p>	 <p>Test Mandrels Made of Aluminum 80% of Conduit Size 1 1/2" to 6" Used to remove hidden obstructions in conduit</p>	 <p>Steel-Washer Mandrels 93% of Conduit Size 2" to 6" Used to remove burrs or obstructions in conduit</p>	 <p>Flexible Mandrels 94% of Conduit Size 2" to 3" 2330 lb cap 3 1/2" to 5" 4800 lb cap Use for cleaning out mud, dirt and light obstacles in conduit</p>																					
 <p>Conduit Brushes 100% of Conduit Size 1 1/4" to 6" Designed for removal of sand and other light obstructions in conduit prior to pulling cable</p>	 <p>Straight Base Reel Jacks 10 ton per pair 12" Lift Use Spindles 2 3/8" to 3 1/2"</p>	 <p>T-Base Reel Jacks 10 ton per pair Requires Left & Right Jacks 11 5/8" Lift Use Spindles 2 3/8" to 3 1/2"</p>	 <p>Spindles for 687 & 683 Reel Jacks use 647 2 3/8" x 62" use 684 2 3/8" x 76" 656 Reel Jacks use 657 3 1/2" x 100"</p>																					

Cable Pulling

 <p>Small Reel Jack 687 2500 lb capacity per Jack Height 13" to 28"</p>	 <p>Medium Reel Jack 683 2500 lb capacity per Jack Height 22" to 54"</p>	 <p>Large Reel Jack 656 Ratcheting 3750 lb capacity per Jack Height 28" to 46⁵/₈"</p>	 <p>Wemco Manual Pay-out Lift  Coil & Measure  Wire Counters <i>Call for items not shown</i></p>
  <p>Reel Rollers 3000 lbs capacity per pair 15" to 30" diameter reels</p>	  <p>Reel Roller 2000 lb capacity Reels to 30" in diameter</p>	 <p>Cable Reel Roller Electric powered up to 40,000 lb capacity 110v variable speed with Footswitch 30K- 8' Roller Length 30K-Weight 2000 lbs</p>	 <p>Camel Back Max Capacity 4000lbs</p> <p>Conveyor Sheaves</p> <p>636 16" radius 637 24" radius 638 36" radius 631 48" radius</p>
 <p>Conveyor Sheave - Quadrant Blocks 60° · 90° · 120° 16" 24" 36" 48" 60" Up to 10,000 lb capacity</p>	 <p>Feeding Sheaves 2" · 2¹/₂" · 3" · 3¹/₂" · 4" · 5" · 6" For capacities log onto www.greenlee.com</p>	 <p>Haines Cable Tray Roller & Clips 31931 6" x 8" wide used with 1¹/₂" rigid conduit for spindles 31927 Mounting Clip 2 clips per Roller</p>	 <p>Hook Sheaves 6" to 24" 4000 lb capacity and 12" to 24" 8000 lb capacity (shown)</p>

Cable Pulling



Light Base Sheave

14½" High

Mounts to light pole with existing bolts

Max capacity 500 lbs



Manhole Sheaves

E848 8'
6500 lb capacity

671 10'
6500 lb capacity

6072 12'
8000 lb capacity



Rim Roller-Curb Roller

7" wide

Over Curb, into Manhole, into Vault, or over I-Beam

Max capacity 10,000 lbs



Tray Rollers Radius

2018R 12" to 18"

2024R 20" to 24"

2030R 24" to 30"

2036R 30" to 36"



Tray Rollers Straight

2018S 12" to 18"

2024S 20" to 24"

2030S 24" to 30"

2036S 30" to 36"



Tray Rollers Right Angle

90 Degree

2024-9R 24"

2036-9R 36"



Tray Roller Split Box Clamp-On

HB1A6

6" rollers



Tray Roller Split Box Clamp-On

HB1A12

12" W x 6" H rollers



Tray Roller Inside Vertical Riser

HB4A

10" x 5"



Tray Roller Horizontal Elbow

HB5A

10" x 5"



Tray Roller Outside Vertical Riser

HB6A/7A

Use facing up or down
1 ea double bottom rollers
2 ea side rollers



Tray Roller "U" Shaped

HB9A

Replaces Tray Sheaves and all Straight Rollers
1 piece "U" roller

Cable Pulling




Tray Sheaves

658 - 12" long
 659 - 22" long



Triple Sheave

6036
 36" Radius
 Max capacity 6500 lbs



Triple Sheaves

24" or 36" Radius
 Hook or Manhole
 Max capacity 10,000 lbs



Twin Yoke Sheave

639
 24"
 Max capacity 4000 lbs

Set-Up Diagrams for Cable Tray

Conveyor Sheave · Tray Rollers · Tray Sheaves · Twin Yoke Sheave

HB6A/7A & HB5A Tray Rollers

HB1A-6" Split Boxes

HB1A-12" Split Box

Conveyor Sheave

Twin Yoke Sheave

Tray Sheaves

Cable Pulling



Lil' Fisher
390 Vacuum - Blower
 Air Flow 101.2 cfm
 5 gallon Tank with Hose



Fish Tape System
690 ½" to 4" conduit
 Air Flow 120 cfm
 complete with string



Super Blower
B60
 2½" to 6"
 275 cfm
 3 motors (1½ hp each)
 115 volts • 23 amps



Jet Line
JO225LC
 Co2 system
 ½" to 6" conduit
 complete with
 Seal-offs,
 Hose &
 String
 Cylinders sold separately
 20 or 50 Lb



Wire Caddy
906
 16"L x 26"W x 17½"H
 Max capacity
 6ea 500' spools up to
 8" in diameter of
 #6 thru #10
 AWG 600 volt wire



Wire Caddy
9505 Hand Truck
 46⅝" x 28¼"
 Wire capacity 200 lbs
 10ga x 4000'-7.5"spool
 Cart lift cap 250 lbs



Wire Caddy
9510 A-Frame
 48" x 28¼"
 Capacity 400 lbs
 Max pool dia. 7-½"



Wire Caddy/Cart
38733 Hand Truck
 46"H x 23"W x 22½"D
 Holds 15 spools #14 THHN



Wire Cart
909
 Handles 6 Spools of
 Cable or Wire
 2500' x 18" diameter



Wire Cart
910
 Handles 10 spools of
 Cable or Wire
 2500' x 18" diameter



Wire Cart
911
 Handles 6 Spools of
 Cable or Wire
 2500' x 16" diameter



Wire Cart
916
 Handles 1 Spool of
 cable or BX up to 300 lbs
 20" x 40" in diameter

Cable Termination



Cable Crimpers
 Hand Hydraulic
 10,000 psi up to 750mcm

Y35	12ton
TBM12	12ton
Y750	12ton
TBM14	14ton



Cable Crimpers
 Remote Heads

Y35	12ton	750mcm
Y750	12ton	750mcm
Y46	15ton	1000mcm
TBM15	15ton	1000mcm
Y60BHU	60ton	2000mcm



Cable Crimpers
 Remote Dieless Heads

VC-6	10 - 750mcm
VC-8	10 - 1000mcm
06197	6.2 ton Closed
06066	6.2 ton Open



Cable Crimper Pump
 Electric Hydraulic
 for Remote Heads
 Max capacity 10,000 psi



Dieless Crimpers
 Hand Hydraulic
 up to 1000 mcm
1990 Greenlee
VC-8 Anderson



Hand Crimpers

TBM-6
TBM-8
 Capacity
 #8-500
 copper
 &
 #10-350
 Aluminum
*Other tools
 available
 upon request*



Cordless Crimpers
 Greenlee Gator shown
 12 ton up to 750mcm
 15 ton up to 1000mcm
 with Battery & Charger



Cordless, Dieless Crimpers
 Closed & Open Heads
 12 ton up to 750mcm
 with Battery & Charger



Crimper Dies
 U-Type & H-Tap Dies
 #8 to 1000 mcm
 (cu)Copper & (al)Aluminum
Dies available for most Crimpers



Cable Bender
796
 Ratcheting Type
 Capacity to 500 mcm
 copper & aluminum



Cable Bender
800F-1725
 Hydraulic Bender Head
 with Foot Pump & Hose
 cap. 350 to 1000 mcm



Bus Bar Bender
 up to 90° bends for
 most sizes of Bus Bar
see Hydraulic Pumps page 6

Cable Termination

 <p>Cable Cutters</p> <p>718 350 cu/al 17½" length</p> <p>704 350 cu/500 al 21" length</p> <p>706 500 cu/1000 al 31½" length</p>	 <p>Cable Cutters Ratcheting Type</p> <p>773 500 cu/750 al 15½" length</p> <p>774 750 cu/al 19⅝" length</p> <p>6990FS 500 cu/1000 al 14" length</p>	 <p>Cable Cutters Ratcheting Type</p> <p>756 1500 mcm cu & al</p> <p>8690FS 2" Soft Cable 27½" length</p> <p>8690FH 1-3/16" Hard Cable 29¼" length</p>	 <p>Cable Cutters Hydraulic</p> <p>750H767 Hand Pump 750F1725 Foot Pump 750E975 Elect Pump Capacity 1000mcm cu & al</p>
 <p>Hand Hydraulic Cable Cutters</p> <p>Enerpac WMC series Available in capacity sizes from 1/2" to 2" cable</p>	 <p>Hydraulic Cable Cutters</p> <p>Enerpac WHC series Available in capacity sizes from 2" to 4" cable Requires Hydraulic Pump & Hose</p>	 <p>Cordless Cable Cutter</p> <p>Greenlee ES100011 Cuts up to 1000mcm copper & aluminum</p>	 <p>Cordless Cable Cutters</p> <p>Greenlee Gator shown Models up to 2" Cable</p>

Generators

			
<p>Small Portable Gas 1000 to 2000 watts</p>	<p>Portable Diesel 5500 to 10,000 watts</p>	<p>Portable Gas 2500 to 10,000 watts</p>	<p>Towable Diesel & Gas 20,000 to 250,000 watts</p>

Hand Tools



Adjustable Wrenches
 10" to 24"



Bolt Cutters
 14" to 42"



C-Clamps
 Deep Throat
 Erectors
 Heavy Duty
 Extra Heavy Duty



Chain Tongs
 Double End $\frac{1}{4}$ " to 12" Pipe
 27" · 37" · 44" · 50" · 64"
 Single End 4" to 12" Pipe
 87"



Chain Wrench
 Max to $7\frac{1}{2}$ " Pipe · Rated to 4"
 12" · 14" · 18" · 24" · 36"



Combo Wrenches
 $\frac{1}{4}$ " to 3"



Impact Sockets
 $\frac{1}{2}$ " · $\frac{3}{4}$ " · 1" Drives
 Standard & Deep



Pipe Wrenches
 H.D. Steel 10" to 60"
 Aluminum 14" to 48"



Slugging Wrenches
 Straight 1" to $4\frac{5}{8}$ "
 Offset 1" to $2\frac{3}{4}$ "



Structural Wrenches
 Open End $13/16$ " to $1\frac{5}{8}$ "
 Box End $13/16$ " to $2\frac{3}{4}$ "



Torque Wrenches
 $\frac{1}{2}$ " · $\frac{3}{4}$ " · 1" Drives



Torque Multipliers
 Call for sizes and availability

Holemaking

 <p>Stud Punches Stud Capacity 20-24GA</p> <p>709 $\frac{7}{8}$" hole ($\frac{1}{2}$" conduit)</p> <p>710 1-11/32" Hole (1" conduit)</p> <p>713 2$\frac{1}{2}$" Hole (2" Water/Vent/Waste Pipe)</p>	 <p>High Leverage Ratcheting Knock Out</p> <p>1906SB $\frac{1}{2}$" to 2" Slug Buster Kit</p>	 <p>Quick-Draw Knock Out Hand Hydraulic</p> <p>7806SB $\frac{1}{2}$" to 2" Slug Buster Kit</p>	 <p>Quick-Draw 90° Knock Out</p> <p>7906SB $\frac{1}{2}$" to 2" Slug Buster Kit</p>
 <p>Hydraulic Knock Out Kit with Pump & Ram</p> <p>7306SB $\frac{1}{2}$" to 2" Slug Buster</p>	 <p>Hydraulic Knock Out Kit with Pump & Ram</p> <p>7310SB $\frac{1}{2}$" to 4" Slug Buster</p>	 <p>C-Frame Punch Kit</p> <p>1731 with $\frac{1}{2}$" to 1" KO's</p> <p>1731H767 with 767 Hand Pump (not shown)</p>	 <p>C-Frame Punch</p> <p>1732 capacity $\frac{1}{2}$" to 4"</p> <p>Punches • Dies • Pump Hose sold separately</p>
 <p>Diamond Core Rigs</p> <p>Major Brands Basic & Vacuum Bases Core Bits Sold Separately</p>	 <p>Mag-Drill</p> <p>0 to 1$\frac{1}{4}$" capacity Chucks: $\frac{1}{2}$" • $\frac{3}{4}$" • 3 Morse Taper</p>	 <p>Hougen Mag-Drills</p> <p>7/16" to 1$\frac{1}{2}$" Holes Hougen Bits Sold Separately</p>	 <p>Hydraulic Punch for Steel</p> <p>$\frac{3}{8}$" to $\frac{3}{4}$" Holes up to $\frac{1}{2}$" thick mild steel <i>see Hydraulic pumps page 6</i></p>

Hoists & Winches

 <p>Chain Hoists / Chain Falls 1/2 ton to 50 ton 5' to 40' chain lengths Steel Body · Aluminum Body · Stamped Steel Body CM · Coffing · Harrington · IR · Jet · Yale Load-tested</p>	 <p>Come-A-Long Hoists 1/2 ton to 12 ton 5' to 40' chain lengths Steel Body · Aluminum Body Stamped Steel Body Load-tested</p>	 <p>Air Hoists 1/8 to 50 ton Load-tested</p>	
 <p>Electric Hoists Load-tested</p>	 <p>I-Beam Trolleys 1 to 25 ton Load-tested</p>	 <p>Snatch Blocks 1 to 100 ton Assorted sizes available Hook or Shackle</p>	 <p>I-Beam Clamps 1 to 25 ton capacity CM Crosby Caldwell General Clamp Jet Super Clamp</p>
 <p>Grip Hoists 2000 to 8000 lb Capacity for pulling supplied with or without cable</p>	 <p>Air Tuggers / Winches 1000 to 40,000 lbs supplied with or without wire rope</p>	 <p>Lifting Slings Nylon & Steel Eye to Eye & Endless Specify diameter & length</p>	 <p>Shackles Pin & Screw Pin 3/16" to 2" Bow & Straight types</p>

Jacks

 <p>Mechanical Jacks V-Head Style</p> <p>Pro Jack 2000 lb cap H.D. jack 2500 lb cap</p>	 <p>Mechanical Jacks Roller Head Style</p> <p>2500 lb capacity Rollers adjust in/out</p>	 <p>Mechanical Max Jacks "V" or Roller Head</p> <p>2500 lb capacity for 4" to 36" pipe with locking casters</p>	 <p>Mechanical Adjust-A-Roll Jacks</p> <p>2000 lb capacity For ½" to 48" pipe</p>
 <p>Reel Jacks</p> <p><u>2500 lb cap per Jacks</u> 687 Height 13" to 28" 683 Height 22" to 54" <u>3750 lb cap per Jack</u> 656 Ratcheting Jack Height 28" to 46⅝"</p>	 <p>Reel Jacks Straight Base</p> <p>10 ton per pair 12" Lift Use Spindles 2⅜" to 3½"</p>	 <p>T-Base Reel Jacks</p> <p>10 ton per pair Requires Left & Right Jacks 11⅝" Lift Use Spindles 2⅜" to 3½"</p>	 <p>Pipe Stands-Jacks</p> <p>46 6" Pipe 23" to 33" 965 12" Pipe 26" to 46" 92 6" Pipe 32" to 41"</p>
 <p>Steamboat Jacks</p> <p>20 ton capacity Closed width eye to eye ER-10 23" ER-20 29" ER-30 35" ER-40 47"</p>	 <p>Railroad / Toe Jacks</p> <p>Up to 20 ton capacity Steel Body 18" Lift Aluminum Body 13" lift</p>	 <p>Hydraulic Jacks</p> <p>Cylinders 5 to 500 ton Types: Pancake, Spreader, Low & High Profile Single & Double Acting</p>	 <p>Port-A-Power Jacks</p> <p>Sets consist of: Hand or Electric Pump Hose & Cylinder Gauge is extra Call to design your preferred pump & cylinder <i>see Hydraulic Pumps page 6</i></p>

Lifts



Drywall Lifts
 10' 11' & 12' models
 200 lb capacity




Duct Lifts
 Genie & Sumner Brands
 12' · 18' · 24'
 650 lb capacity



Fork Lifts
 Industrial & Yard Lifts
 Call for availability



Single Man Lifts
 Call for availability



Rol-A-Lifts

No.	capacity per pair	Lift
M2	2000 lb	5"
M4	4000 lb	12"
M4-6	4000/6000lb	12"/6"
M8	8000 lbs	6"
M10	10,000 lbs	6"
M12	12,000 lbs	6"

2 Lifts required



Roust-A-Bout Lifts

Z100	15'	small base
Z150	15'	large base
Z180	18'	large base
Z250	25'	large base

1500 lb capacity



Scissor Lifts
 14' to 40'
 Call for availability
 of types and sizes



Stacker Lifts
 Genie & Sumner Brands
 Sumner 400 lbs to 53"
 Genie 200 lbs to 67"

Can't find what you are looking for?
General Equipment offers more products than presented in this catalog.
Please call or email us with any of your product needs.

Material Handling

 <p>Pipe & Conduit Rack 668 with casters 1000 lb capacity Folds flat 58½" L x 34" W</p>	 <p>Grasshopper 2000 lb capacity Up to 20" Pipe 12' L x 34" W 155 lbs</p>	 <p>Cricket 1000 lb capacity Transport up to 20' pipe Weighs 70 lbs</p>	 <p>Johnson Bars Steel or wood handles 5', 6', and 7' lengths</p>
 <p>Pallet Jacks Standard 27" x 48" 5000 lb capacity Narrow 20.5" x 48" 5000 lb capacity</p>	 <p>Rollers Caterpillar · Skate · Tank ¾ ton to 100 ton - individual rollers or kits Kits come with 4 Rollers and Handles in a Metal Box Call for availability of types and sizes</p>	 <p>Warehouse & Drywall Carts Call for types, sizes and wheel configurations available in stock</p>	
 <p>Concrete Buckets 1/3 yard to 4 yard From general purpose to lay-down buckets Call for availability</p>	 <p>Farm Wagons 5 to 20 Ton Flatbeds 18' & 20' plus Custom & Special Purpose Wagons</p>	 <p>Dollies & Hand Trucks Barrel Hand Furniture</p>	

Material Handling



Ladders

Step 4' to 16'
 Extension 16' to 40'
 Fiberglass & Aluminum



Plate Clamps

1 ton to 10 ton
 Vertical or Horizontal
 Lifting



Skip Pans

1 to 2 ton
 Assorted sizes available
 Supplied with 4 lifting
 Hooks/Eyes



Snatch Blocks

1 to 100 ton
 Assorted sizes available
 Hook or Shackle



**Scaffolding
 Walk Boards**



Specify
 Width
 and
 Length



Dump Hoppers

Sizes from
 $\frac{1}{2}$ to 2 Cubic Yards
 with Fork Pockets
 $\frac{1}{2} \cdot \frac{3}{4} \cdot 1 \cdot 1\frac{1}{4} \cdot 1\frac{1}{2} \cdot 2$

Miscellaneous



**Blue Print
 Racks & Sticks**
 Specify sizes



Rebar Bender-Cutters
 A Bender-Cutter up to 5/8"
 B Cutter only up to 3/8"



Fans

Box · Stand · Misting
 Specify size




Heaters

Kerosene · Diesel · Elect
 115 to 600 volts



**Railroad Ties
 Dunnage**

We buy and sell
 Railroad Ties



Road/Jersey Barriers

Load & Pin · JJ Hook · Bolt
 Specify type



Pipe Equipment

<p>Fit-up Tools for Pipe</p>			<p>Pipe Bevellers</p>		<p>PressFit Tool PFT507 Capacity ½"-2" for IPS Schedule 5 steel VicPress 304 & 316 SS Pipe Dies available in ½" · ¾" · 1" · 1¼" · 1½" · 2"</p>																				
<p>Ultra Clamps 1" to 12" Pipe</p>	<p>Adjust-A-Fit capacity 1000 lbs</p>	<p>Cage Clamps 2" to 60" Pipe</p>	<table border="1"> <thead> <tr> <th>Model</th> <th>Size</th> <th>Model</th> <th>Size</th> </tr> </thead> <tbody> <tr> <td>0</td> <td>2"-4"</td> <td>4</td> <td>20"-26"</td> </tr> <tr> <td>1</td> <td>3"-8"</td> <td>30</td> <td>24"-30"</td> </tr> <tr> <td>2</td> <td>7"-12"</td> <td>5</td> <td>30"-36"</td> </tr> <tr> <td>3</td> <td>14"-20"</td> <td></td> <td>Torch extra</td> </tr> </tbody> </table>	Model	Size	Model	Size	0	2"-4"	4	20"-26"	1	3"-8"	30	24"-30"	2	7"-12"	5	30"-36"	3	14"-20"		Torch extra		
Model	Size	Model	Size																						
0	2"-4"	4	20"-26"																						
1	3"-8"	30	24"-30"																						
2	7"-12"	5	30"-36"																						
3	14"-20"		Torch extra																						
<p>Flange Pins 5/8" to 1 5/8"</p>	<p><i>These items not pictured above</i></p>	<p>Adjust-A-Flange 5" Pipe & Larger</p>																							
<p>Roll Groovers Ridgid & Victaulic from 1¼" to 24" Call for availability</p>		<p>Ratchet Threaders Individual size or in sets NPT & PVC Coated 12R ½" to 2" 11R & 111R ⅝" to 1¼" Ratchet available w/sets</p>		<p>Portable Threaders 700 Ridgid & Mini Collins Use with 12R Drop Heads Drive 141 Geared Threader</p>																					
				<p>Geared Threaders Hogs Head 141 2½" to 4" 161 4" to 6" Threads both NPT & NPSM</p>																					
<p>300 Tripod Threader ⅛" to 2" capacity Complete with Dies ½" to 2", Die Head, Reamer, Cutter, Stand & Oiler</p>		<p>535 Threaders ½" to 2" with Dies Reamer & Cutter 535 Manual Chuck & Head 1822-I with Auto Chuck & Auto Open Die Head 22A Auto Chuck & Head Supplied with 4-leg stand</p>		<p>Threader ½" to 4" 1224 with Dies, 2 Auto Open Heads, Reamer & Cutter Rolling Stand extra</p>																					
				<p>Threaders ½" to 6" Production Threaders with Automatic Chuck & Heads 44A ½" to 4" pipe 66A 1" to 6" pipe 230/460v 3Ph</p>																					

Pipe Equipment




Nipple Chuck
819 ½" to 2" NPT
 Use with 300, 535 and 1224 Threaders



Oilers
 with Bucket assembly · Hose · Gun
318 Metal Bucket
418 Plastic Bucket



Soil Pipe Cutters
 Ratchet Type
226 Concrete/Cast Iron/clay
206 1½"-6" No-Hub Soil Pipe
246 1½"-6" Clay/Cast Iron/Cement Pipe/4" 22 water pipe
276 1½"-6" No-Hub/Clay/Concrete pipe (2 handle style)
 Single Stroke Snap Cutters



Pipe Cutters

1 Wheel Cutter	4 Wheel Cutter
1A ⅛" - 1¼"	42A ¾" - 2"
2A ⅛" - 2"	44S 2½"-4"
3S 1" - 3"	
4S 2" - 4"	
6S 4" - 6"	
3 Wheel Cutter	<u>Wide-Roller</u>
2A ⅛" - 2"	202 ⅛" - 2"
4S 2" - 4"	



Hinged Pipe Cutters
 2" to 12" capacities
 Sizes:
 2"-4"-4"-6"-6"-8"-8"-12"
 For Cast/Duct Iron·Steel Pipe·Cast Iron·Heavy-Wall Steel Pipe



Reamers
2-5 Spiral ¼" to 2"
254 Spiral 2½" to 4"
2 Straight ⅛" to 2"
3 Straight ⅜" to 3"



Pipe Stands / Jacks
46 6" Pipe 23" to 33"
965 12" Pipe 26" to 46"
92 6" Pipe 32" to 41"
 see also "Jacks" page 18



Geared Threader Accessories
840A Universal 300 & 535
844 Drive Bar 300 & 535
758 Loop for 141 to 300
346 Support Arms 161 to 300
774 Square Drive 141 to 700



Pipe Vises / Tri-stands
450 ⅛" to 5" Chain
460 ⅛" to 6" Chain
 PVC-coated rigid Half-Shell Clamps available for Chain Vises
40-A ⅛" to 2½" Yoke
 PVC Jaws for 40-A extra



Bench Pipe Vises
 Chain Type
 ⅛" to 8"
 Yoke Type
 ⅛" to 6"
 Call for availability

Threading Dies*

Ridgid Dies OR·11R·111R·12R sold each size ⅛" to 2" NPT · NPSM · PVC-rigid	Ridgid Dies Universal ⅛" · ¼" to ⅜" ½" to ¾" · 1" to 2" NPT·NPSM·PVC-rig ½"-¾" Groove/Bevel 1"-2" Groove/Bevel
Ridgid Geared Threader Dies 141 2½" to 4" 161 4" to 6" Sets thread both NPT & NPSM	Ridgid 1224 Dies ¼" to ⅜" Univ. Dies ½" to ¾" Univ. Dies 1" to 2" Univ. Dies Note: 2½"- 4" Dies thread NPT & NPSM Groove Dies available

*Bolt Dies & Heads available on request

Die Heads*



811
811 Universal ⅛"-2" for 300 & 535
815 Universal ⅝"-2" auto opening for 300 · 535 · 1822I
 Auto Opening Heads for 1224
711 ¼" - 2"
714 2½" - 4"

Powder Actuated Tools

<p>Standard Tools 22 · 25 · 27 Caliber Uses Single Load</p>	<p>Semi Automatic Tools 25 & 27 Caliber Uses 10 Load Strips</p>	<p>Hilti DX 860-ENP Structural Steel Decking Tools</p>	<p>Overhead Pole Tools & Overhead Poles</p>

Power Distribution

<p>Adaptors 20 & 50 amp U-ground & Twist Lock</p>	<p>Cords 50 amp 6/4 50' & 100' 6365 male x 6364 female</p>	<p>Cords 20 amp U-Ground & Twist Lock 12/3 cords 50' & 100'</p>	<p>Distribution Panels 3-Phase 100 to 400 amps</p>
<p>Spider Boxes 50 amp six 20amp outlets one 30amp outlet one 50amp inlet one 50amp outlet Spider Boxes available in U-ground & Twist Lock</p>	<p>Spider Box Booster Boosts power by 15% between Spider Boxes</p>	<p>Transformer Power Stations 15 KVA+ 100 amp+ 120V / 208V / 480V</p>	<p>Transformers 3-Phase to 230V / 208V / 120V</p>

Power Tools



Portable Band Saws
 Regular & Deep Cut
 Milwaukee • DeWalt • Porter Cable
 Band Saw Blades sold separately
 44 $\frac{7}{8}$ " x $\frac{1}{2}$ " x tooth



1399 Mobile Band Saw
 9 $\frac{1}{2}$ " x 11" Rectangular
 9 $\frac{1}{2}$ " Circle or 8" Pipe
 120 volt / $\frac{1}{2}$ Hp



Portable Chop Saws
 12" & 14" 120volt
 Cut-Off Wheels sold separately



Stationary Chop Saws
 Up to 20"
 120volt & 230volt 3Ph
 Cut-Off Wheels sold separately



Drill Motors
 3/8" to 3/4"



Grinders

Right Angle Grinders	Straight Grinders
120 volt	120 volt
4" 4 $\frac{1}{2}$ " 5"	Die Grinders
6" 7" 9"	Straight Grinders
	Up to 6" wheels

Grinding Wheels sold separately



Electric Hammers

- A Jack Hammer**
60lb 1 $\frac{1}{8}$ " steel
- B Demolition**
Up to 35lb capacity
- C Hammer Drills**
Up to 1" capacity
- D Rotary Hammers**
Up to 6" capacity



Hammer Steel & Carbide Bits

- Chisels
 - Bull Points
 - Clay Spades
 - Asphalt Spades
 - Hammer Drill Bits
 - Rotary Hammer Bits (SDS • SDS-Max • Spline)
 - Core Bits
- Steel & Bits sold separately

Power Tools

			
<p>Impact Wrenches</p> <p>1/2" & 3/4" Drives</p>	<p>Nibblers</p> <p>18 to 10 gauge</p>	<p>Shears</p> <p>18 to 10 gauge</p>	<p>Saws</p> <p>Circular Saws Worm-drive Saws Sawzalls</p>

Safety Equipment

<p>Eye Protection</p> 	<p>Fall Protection</p> 		
<p>Fire Blankets</p> 	<p>Gloves</p> 	<p>Hard Hats</p> 	<p>High Voltage Mats</p> 
<p>Hearing Protection</p> 	<p>Protective Clothing</p> 	<p>Safety Cabinets</p> <p><i>See page 27</i></p> 	<p>Safety Cans</p> 



Cabinets

- 99 4-door 60x30x60 59.4 cubic feet
- 109 2-door 60x24x60 47.5 cubic feet
- 139 2-door 60x30x60 59.4 cubic feet
- 139 is supplied with fixed and adjustable shelves



Bi-Fold Cabinets

- 100 or 5860 65x15x60
60.9 cubic ft



Gang Boxes-small

- 30 12Hx16Wx30L
- 32 13Hx19Wx32L
- 36 16Hx19Wx36L
- 42 18Hx19Wx42L



Gang Boxes/Chests

- 4824 23Hx24Wx48L
- 4830 29Hx30Wx48L
- 60 23Hx24Wx60L



Gang Boxes with Gas Lifts

- 69 34Hx30Wx60L 35cft
- 79 46Hx30Wx48L 38cft
- 89 46Hx30Wx60L 48cft



Print Shacks / Work Stations

- 119 Knaack Field Station 115.2 cubic feet
82H x 42W x 60L
- 1-674990 Jobbox Field Office 104 cubic feet
80H x 42W x 63L



Rolling Work Benches

Assorted sizes without drawers to multi-drawer configurations.

Specify size required

Work Benches are 37" high




H.D. Casters

Small Boxes use 4" casters

All large boxes use 6" casters

Sold in sets of 4
2 rigid & 2 swivel



Pallet Racking / Warehouse Racking



Safety Cabinets

Store Paints & other Flammable items

Available in Locking 30 & 45 gallon sizes

Storage Equipment



**Connex
Sea Containers**

20' · 40' · 53'
 Empty or with
 shelves & lighting



**Trailers
Van & Flatbed**

Call for trailer sizes and
 types available

Testing Equipment



Meters

Clamp-On Amp Meters
 Multi Meters



Circuit Tracer Meter

2011
 0-600 volt AC/DC



Barried Line Locator

BLL-200
 0-600 VAC
 0-300 VDC
 Current 13mA
 Depth 0-15 Feet



Megohmmeter

5990
 4 Test Voltages:
 500v, 1000v,
 2500v, 5000v



Megohmmeter Crank

5778
 Megohm: 25,50,100
 DC Voltage 250v,
 500v,1000v



Wire & Valve Locator

521A
 Locate lines and Valves
 With: Transmitter, re-
 ceiver, Headset, Case &
 Ground stake



Wire Finder/Locator
508S

locates
 wire in walls & dropped
 ceilings & buried cable
 3' deep x 1000' long



Hydrostatic Test Pumps

Elect 70 to 500 psi
 Gas 70 to 1,500 psi
 Air 500 to 15,000 psi
 Specify gpm & psi



Test Plugs

Sizes from 1/2" to 36"
 Aluminum · Nylon · Rubber · Steel

Welding Equipment



Diesel Welders
 Miller Big Blue 400 D



Electric Welders



Mig Welders



MOG Grids
 Miller GPS-1500
 8-Pack Welder



**Multi-Operator
 Welding Machines**
 Miller
 4, 6 & 8 Packs



**Multi-Operator
 Welding Machines**
 Miller Wire Feed
 XMT-304 & XMT-350
 4 & 6 Packs



Propane (LPG) Welders
 Wheel mount kits
 available for most
 Welders



Plasma Cutters



**Pipe Beveling Machine
 and
 Torches**



Stud Welders



Tig Welders



Wire Feeders

Welding Accessories



Bottle Carts

Standard Bottle Carts & H.D. with Blast Divider
 Hard Rubber • Steel • Pneumatic Tires



Cable

All sizes available



Clamps to Line-Up Pipe

Cage Clamps Ultra Clamps Clamp Champs

Cage Clamps: Manual, Ratchet & Hyd 2" to 60" pipe
 Ultra Clamps: 1" to 12" pipe
 Clamp Champs: 1" to 36" pipe



Electrode Holder & Stingers



Fabrication & Welding Tables



Rod Ovens

10 to 900 lb



Rotary Ground Clamps

Regular & Magnetic



Torches

Cutting Torches
 Track Torches



Turning Rolls

Pipe and Tank Rolls
 2000 to 88,000 lb



Welding Kits

Assorted brands & kits



Welding Screens

1 to 4 Wall Screens

About General Equipment

New & Remanufactured Equipment & Tools

- ⇒ **Sales** - Technical Sales Engineers are face-to-face at your site/company when you need us, with application expertise and advice. Our customer service and technical support is outstanding.
- ⇒ **Repairs** - Authorized Repair Center for Greenlee and Ridgid; knowledgeable, experienced technicians.
- ⇒ **Rentals** - If we sell it, we will rent it.
- ⇒ **Buy/trade** - Project completion, surplus inventory and company liquidations.
- ⇒ **Find** - Perform as an extension of your purchasing department for hard-to-find equipment and tools.
- ⇒ **Remanufacturing Process**
 - ◆ Extensive electrical and mechanical inspection/rebuild
 - ◆ In-house fabrication, including your custom fab products
 - ◆ Sandblast and paint process
 - ◆ Equipment test process
- ⇒ **Customer Benefits**
 - ◆ Huge cost savings - manage a tight budget or lump sum jobs with prices **40-60%** of new list.
 - ◆ Most equipment has a one-year parts / labor warranty
 - ◆ No questions return policy
 - ◆ Flexible to your needs and responsive to your requirements

Your Top-notch Support Team - Inside Sales, Technical Sales Engineers, Mechanics, Fabricators, Painters & Procurement Specialists.

GENERAL



Equipment and Supply

P.O. Box 80489
Simpsonville, SC 29680-0489

Phone: 864-243-5452
Fax: 864-243-4666

Salesperson Initials: _____
APPLICATION FOR COMMERCIAL CREDIT ONLY

Applicant authorizes General Equipment and Supply to check all credit references and information provided and to utilize all other credit sources deemed necessary by General Equipment and Supply to determine the Applicant's creditworthiness.

LEGAL NAME OF BUSINESS _____ **Date Business Started:** _____

Mailing Address: _____

Physical Address: _____ County: _____

Phone Number: _____ Fax Number: _____ Email Address: _____

Ownership: Proprietorship _____ Partnership _____ Corporation _____ Limited Liability _____

Principal Owner(s) or Officer(s) are:

Name: _____ Resident Address: _____ Title: _____ Social Security Number: _____

Annual Sales \$ _____ Number of Employees: _____

State of Incorporation: _____ Date of Incorporation: _____ Federal Id# _____

Purchase Order required _____ Sales Tax Exemption # _____ (If exempt, attach Certificate)

Accounts Payable Contact: _____ Phone: _____

Credit References (Please include account numbers where applicable)

Name	Address	Telephone and Fax Numbers
Supplier: _____	_____	_____
Supplier: _____	_____	_____
Supplier: _____	_____	_____
Supplier: _____	_____	_____
Supplier: _____	_____	_____

Do you carry insurance that covers equipment you would rent from our company? Yes _____ No _____
If yes, please attach copy of current insurance certificate with list General Equipment and Supply as an Additional Insured/Loss Payee. Loss Damage Waiver is charged on all rental invoices for accounts that do not have this certificate on file.

Applicant agrees to General Equipment and Supply's terms of "Net 30 Days" from date of invoice for Rental items, New and Used equipment. On surplus items, terms are "Net Due on Receipt of Goods". Applicant agrees that venue and jurisdiction for any legal proceeding to collect any amount due by Applicant to General Equipment and Supply may be brought, at General Equipment's option, in the city or county where payment is due as shown on the invoice. Applicant also agrees to pay attorney's fees and court costs as may be incurred by General Equipment and Supply in the collection of applicant's debt owed to General Equipment and Supply. THE CONSTRUCTION, PERFORMANCE AND ENFORCEMENT OF THESE TERMS AND CONDITIONS SHALL BE GOVERNED BY THE LAWS OF THE STATE WHERE PAYMENTS ARE DUE.

Name of Company Business

Applicant's Signature and Title

Date Signed

If Partnership, both or all partners must sign

Notes

Electrical Supplies



**CONSTRUCTION
SURPLUS USA**

ELECTRICAL | TOOLS | MECHANICAL

Temporary Power • Conduit • Lighting • Electrical Materials

Temporary Power Distribution Boxes & Cables

PVC & PVC-coated Conduit & Fittings

Telecom Data, Alarm & Fiber Optic Cables

Conduit Bodies & Fittings

Explosion Proof Fittings, Devices, Lighting & Boxes

Circuit Breakers

Motor Control

Fuses

Panels & Panel Boards

Hardware

Safety Switches

Junction Boxes

Spiders Boxes

Lamps

Strut & Fittings

Lighting Fixtures

Switchgear

Load Centers

Transformers

Lugs, Splices, Etc.

Wiring Devices

Sales: 1-800-800-6011

email: sales@gequip.com



Contact Us

1-800-800-6011

Department	Extension	Fax Number
Sales / Rental	1	(864) 243-5457
Accounting	250	(864) 243-4666
Marketing	216	(864) 243-5457
Repairs	239	(864) 243-5206

General Equipment & Supply

Physical Address

3423 Fork Shoals Road
Simpsonville, SC 29680

Corporate Mailing Address

P.O. Box 80489
Simpsonville, SC 29680



Sales • Rentals • Repairs • Buy/Trade