

VINYL WINDOWS AND PATIO DOORS





TABLE OF

CONTENTS

- 4-5. Overview of Product Lines
- 6-7. Hardware, Grille and Trim Options
- 8-9. Glass and Glazing Options
- 10-11. Single Hung and Double Hung Windows
- 12-13. Single and Double Gliding Windows
- 14-15. Casement and Awning Windows
- 16-17. Sliding Doors
- 18-19. Hinged Doors
- 20. Specialty Shaped Windows
- 21. Window Condensation
- 22-23. Warranty



The Quality You Expect. The Options You Want. A Price You Like. Exclusively at Menards®.

Whether building new, remodeling or replacing windows, Crestline® Windows and Doors offers unparalleled flexibility, reliability and energy efficiency. Mix and match, Crestline vinyl windows and doors complement one another and your home's design.



Flexibility

Multiple styles. Custom shapes. Standard sizes in 1/4" increments. Wood or vinyl interiors. White, almond or ivory exteriors. Several grille styles. Crestline vinyl products accommodate your design preferences, your project, your budget and your lifestyle.

Reliability

Multi-chambered extrusions. Fusion-welded frames and sash. Integral nailing fins. Internal metal stiffeners. All ensure Crestline's matchless quality and long life. Backed by our 20/10 HomeCare® Limited Lifetime Warranty and a company that's been around for years, Crestline's products reign in reliability.


In a hurry? Crestline's prompt delivery on special order products meets your schedule. Need it now? Menards stocks many sizes and styles to take home today.

Energy Efficiency

Crestline helps you reduce your home's energy use with high performance technology in every window and patio door. Multiple chambers inside the frame trap air for superb insulation against heat loss in the home. Several glass options surpass Energy Star ratings. With The World's Best Energy Glass™ System, Zo·e·shield®, Crestline Select windows and patio doors are more efficient than standard insulated glass and provide superior protection of your home's interiors from fading caused by the sun. With Zo·e·shield glass, most Crestline vinyl windows and doors qualify for the new ARRA Energy Tax Credit.



Zo·e·shield®
The World's Best Energy Glass



**ENERGY SMART
AND MONEY WISE**
Crestline products can help you earn a tax credit of up to \$1500.

At-a-Glance Product Offering

Beauty, versatility and dependability. All from Crestline vinyl windows and patio doors. Whether you want all-vinyl windows or patio doors, or wood interiors and no-maintenance vinyl exteriors, Crestline has practical alternatives to meet your needs, your desired look and your budget.



Select 500

Beauty and Versatility

With rich wood interiors, full 4-9/16" frames and no-maintenance SelectVinyl exteriors, Select 500's options are unrivaled. You choose: ash, pine or prefinished white composite interiors; multiple stain finishes for wood interiors; almond or white exteriors; five different grille choices; and smart options in high performance glass. Now that's versatility.

Select 300

Dependability

A traditional wood window profile. Fade-resistant, no-maintenance SelectVinyl exteriors and interiors. Double-wall construction. 3-1/4" fusion-welded frames and steel-reinforced sash. Channels on the exterior of the frames allow for easy installation of moulding or siding. All ensure Select 300's longevity and years of care-free use. For high-wind areas, Select 300 is available in DP 50 models. See your Menards associate for more information.

Select 200


Simplified Installation

An integral nailing fin. Built-in brickmould. Integrated J-channel. All deliver premium aesthetics and convenient and secure installation without added work. Select 200—practical windows for any home.

Select 100

Get the Job Done

You need to get the job done well and affordably. You need Select 100. It's been relied upon for practicality, functionality and cost by builders and contractors for years. Select 100 windows have 2-9/16" frames and are available in a broad range of standard sizes and the most popular window styles for your convenience.



Select 500
Corner Section

Select 300
Corner Section

Select 200
Corner Section




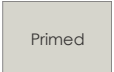




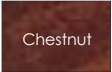

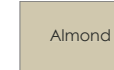





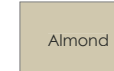

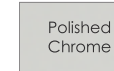
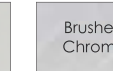























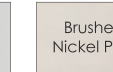




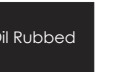
Select 100
Corner Section

Crestline Vinyl Windows and Patio Doors Product Line Comparison

Styles	Select 500	Select 300	Select 200	Select 100
Double Hung	Standard, Premium	<input checked="" type="checkbox"/>		<input checked="" type="checkbox"/>
Double Hung with Simulated Transom	<input checked="" type="checkbox"/> (Premium Only)	<input checked="" type="checkbox"/>		
Single Hung		<input checked="" type="checkbox"/>	<input checked="" type="checkbox"/>	<input checked="" type="checkbox"/>
Casement/Awning	<input checked="" type="checkbox"/>	<input checked="" type="checkbox"/>		
Basement		<input checked="" type="checkbox"/>		
Gliding	Double	Single	Single	Single
Bows and Bays	<input checked="" type="checkbox"/>	<input checked="" type="checkbox"/>		
Specialty Shapes	<input checked="" type="checkbox"/>	<input checked="" type="checkbox"/>		<input checked="" type="checkbox"/>
Sliding Patio Door	Traditional	Traditional, French		
Hinged Patio Door	French In-Swing, Center-Hinged In-Swing, French Out-Swing	French In-Swing, Center-Hinged In-Swing, French Out-Swing		

The Finishing Touches — Options

Create a look all your own. Crestline's options make it easy. Check out the choices in interior and exterior colors, hardware and grilles.

Options	Select 500
Interiors*	         <p style="text-align: right;">Factory Prefinished Wood Interiors</p>
Exteriors*	 
Grilles	   
Window Hardware*	 
Patio Door Hardware*	       
Options	Select 300
Interiors*	  
Exteriors*	  
Grilles	  
Window Hardware*	  
Sliding Patio Door Hardware*	   
Hinged Patio Door Hardware*	       

* Colors have been reproduced as accurately as printing technologies permit. Visit your local Menards store for actual product color samples.
 ** Available only on Premium double hung windows.





Shown: Select 300 Single Hung Windows with a Half Circle Direct Set Window in White



Blinds in the Airspace

No more damaged blinds or blinds covering your woodwork. Crestline offers the Blinds in the Airspace option on casement windows and sliding doors in the **Select 300** product line and patio doors in the **Select 500** product line. Available in white only.

Options	Select 200 and Select 100	
Interiors*	White	Almond
Exteriors*	White	Almond
Grilles	 5/8" Flat Grilles in Airspace	 3/4" Profiled Grilles in Airspace
Window Hardware*	White	Almond

Grille Pattern Options



Prairie and Colonial Patterns



Custom Patterns

* Colors have been reproduced as accurately as printing technologies permit. Visit your local Menards store for actual product color samples.

Your Choice in Energy Savings

Glass, or glazing. It's the single most important factor in a window or patio door's energy efficiency. Nice to know Crestline's advanced glazing systems are the best available.



Zo·e·shield®

The World's Best Energy Glass™ System

Zo·e·shield 4 and 5 achieves excellent energy efficiency ratings by using an exclusive combination of components. It will save you up to 15-16% in energy costs compared to standard insulated glass and protect your interiors from sun-induced fading.




Real Warm Edge® Spacer

Crestline's warm edge spacer system bonds the dual-insulated glass together. This non-metallic spacer keeps your home's interior temperature consistent by limiting the amount of heat or cold that passes through the glass.



Conventional all-metal spacer allows heat loss through the edge of the glass.



Crestline's warm edge insulated glass system minimizes heat loss and condensation.

EasyCare®

Keeping Windows Cleaner, Longer

EasyCare glass, which comes with Lo-E² or Zo·e·shield 5 glazing, makes the exterior of the glass smoother, causing water and dirt to run right off.



Untreated Glass



EasyCare Glass



Crestline Windows and Doors manufactures products meeting and exceeding ENERGY STAR ratings for every climate zone.



Shown: Select 300 Single Hung Windows with a Half Circle Direct Set Window in White

Crestline Vinyl Windows and Patio Doors Glass and Glazing Options

Glazing	Select 500	Select 300	Select 200	Select 100
Standard	3/4" warm edge insulated glass	3/4" warm edge insulated glass	5/8" warm edge insulated glass	5/8" warm edge insulated glass
Options	Zo·e·shield® 5 EasyCare® Lo-E ² Sun140® Lo-E ² Argon in the Airspace Tempered Obscure* Bronze-Tint* Gray-Tint* High-Altitude Glass	Zo·e·shield® 5 EasyCare® Lo-E ² Sun140® Lo-E ² Argon in the Airspace Tempered Obscure* Bronze-Tint* Gray-Tint* High-Altitude Glass	Zo·e·shield® 4** EasyCare® Lo-E ² Sun140® Lo-E ² Argon in the Airspace Tempered Obscure High-Altitude Glass	Zo·e·shield® 4** EasyCare® Lo-E ² Sun140® Lo-E ² Argon in the Airspace Tempered Obscure High-Altitude Glass

* Not available with Lo-E². ** Does NOT include EasyCare coating.

Energy Smart and Money Wise

Crestline products can help you earn a tax rebate up to \$1,500.

	Select 500	Select 300	Select 200	Select 100
Awning	☑	☑		
Casement	☑	☑		
Single Hung		☑	☑	☑
Double Hung	☑	☑		☑
Slider	☑	☑	☑	☑
Direct Set	☑	☑		
Sliding Patio Door	☑	☑		
Swinging Patio Door	☑			

For all options, sizes and styles, refer to Crestline's product catalog and thermal performance charts.



Single Hung and Double Hung Windows

Looking for a window that slides up and down without a lot of effort? Want a traditional style window updated for today? You found both with any of Crestline's single and double hung windows.



Shown: Four-Wide Select 500 Painted Premium Double Hung Windows with Rectangular Transoms and Colonial Pattern Value Divided Lites

Traditional Style. Today's Technology.

Curb Appeal

Crestline's single and double hung tilt windows have exceptional curb appeal, enhancing your home inside and out. The operating sash – the lower sash on single hung windows and both sash in a double hung window – tilt-in for easy cleaning. These windows provide the best of today with a classic look.



Select 500 Premium Double Hung Window

Details

Beauty is in the details of Crestline's single hung and double hung windows. Sloped sills give the windows the look of a traditional wood window. Integral finger lifts make the windows easy to open and provide a sleek appearance. Discreet tilt-latches hold the operable sash firmly in the jamb yet release easily when it comes time for cleaning.

Double hung units are available in the **Select 500**, **Select 300** and **Select 100** product lines. Select 500 offers a premium and standard double hung. The Premium double hung features a non-rot composite sill, flush-mounted tilt latches and low-profile, cam-action locks for years of worry-free use.

Single hung units are available in the **Select 300**, **Select 200** and **Select 100** product lines.



Select 300 Double Hung Window with Tilt-In Sash



Select 200 Single Hung with Integral Exterior Brickmould and J-Channel

Double Hung Windows with Simulated Transom

Bringing a little more light and life to a room is easy with Crestline's double hung with simulated transom. This unit provides the look of a traditional double hung and an adjoining transom less expensively and with fewer installation steps. It is available in rectangular, eyebrow, half circle and Gothic shapes. Best part is, the sash still operate, bringing in all the fresh air you want.

Simulated transoms are available on **Select 500 Premium double hung** and **Select 300 double hung windows**.



Rectangular



Eyebrow*



Half Circle*



Gothic*

* Only available in Select 500 Premium double hung

Single and Double Gliding Windows

Gliding windows — a practical choice for any opening and more so for places with little clearance. Select 500 double gliding windows and Select 300, Select 200 and Select 100 single gliding windows all promise little maintenance and easy operation for years.



Shown: Select 300 Single Gliding Windows with Colonial Pattern Grilles in Airspace

Strikingly Beautiful. Incredibly Practical.

Practical

Gliding windows are a smart choice for any opening. Affordably priced, yet still reliable, energy efficient and convenient.

Efficient

The gliding window fits snugly in the jamb to limit air or water infiltration. A unique sill system funnels water away from a home's interior, preventing water damage around the windows. High efficiency glass options compound your energy savings.

Expandable

Have a larger opening to fill? Crestline gliding windows are available in two-panel or three-panel end vent styles that combine two sliding windows with a picture window.

Single gliding windows are available in the **Select 300**, **Select 200** and **Select 100** product lines.

Double gliding windows, with two operating and removable sash, are available in the **Select 500** product line.



Select 300 Single Gliding Window



Select 200 Integral Brickmould



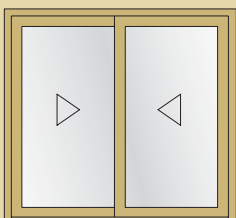
Removable Sash




Durable Nylon Track




Select 500 Double Gliding Window




Double Gliding Window*



Standard Operation Single Gliding Window**



End Vent Gliding Window**



End Vent (Equal Life) Gliding Window***

All units viewed from exterior

*Available only in Select 500

**Available only in Select 300, Select 200 and Select 100

***Available only in Select 300

Casement and Awning Windows

Casement and awning windows, available in the Select 500 and Select 300 product lines, provide securely stylish openings. Available up to 6'0" tall and in multiple-wide configurations, Crestline casement windows are a dramatic addition to any room.



Stylishly Dependable and Convenient.

Secure

Multi-point locking systems ensure a weather-tight seal and greater protection for your family. A single lever lock is particularly handy for taller windows where the top lock may be out of reach.

Easy to Clean

Want to reach the outside of your windows? No problem. Crestline's casement windows crank open beyond 90 degrees so you can clean the windows from the inside. The hinges and operator arms also easily detach for those rare times you want to remove the sash completely.

Casement windows are available in the **Select 500** and **Select 300** product lines.



Select 300 Casement Window



Multi-Point Locks



Roto-Operator, Open



Roto-Operator, Closed

Awning and Basement Windows

Accommodating Horizontal Spaces

For those spaces where you want a window and have limited clearance, Crestline's awning and basement windows are a great alternative. The awning windows feature roto-operating hardware that open the window to any point you'd like it. The basement windows have a pull handle and top pivot hinges that allow the window to open to a single position. Basement windows are available in three standard sizes only.

Awning windows are available in the **Select 500** and **Select 300** product lines. **Basement windows** are available in the **Select 300** product line.



Select 500 Awning Window



Select 300 Basement Window

Sliding Doors

Traditional profile or French. One, two or four panels. No matter what style you choose, a Crestline sliding door will make a beautiful passageway. All are stylish, energy efficient and come with tempered, shatter-proof glass.



Open up to Living.

Choices

Crestline sliding doors are available in a traditional panel style that lets you see more of what's on the other side. French style doors have wider stiles and rails for an upscale look. For wider openings, the bi-parting door gives you more clearance and more view with two operating panels in between two stationary panels.


Long Lasting

The operating components on the patio doors are built to last. Durable stainless steel ball-bearing rollers or end-adjustable tandem ball-bearing rollers operate effortlessly for years in the heavy duty track.


Traditional sliding doors and **four-panel bi-parting doors** are available in the **Select 500** and **Select 300** product lines. **Select 300** also includes **French sliding doors**.



Select 500 Traditional Sliding Door




Adjustable Rollers




Security Foot Bolt



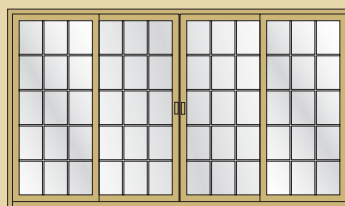
Select 300 French Sliding Door with Extended Eyebrow Transom



French Sliding**



Traditional Sliding



Four-Panel Bi-Parting Sliding Door



Select 500 Brass Legend Handle*



Select 500 Interior Handle

*Choose from eight handle finishes in the Select 500 product line. See pages 6-7 for all available options.
**Available only in Select 300

Hinged Doors

Family room or dining room. Bedroom or guest room. Available in heights of 6'8" or 8'0", Crestline hinged doors even have a place in great rooms or in foyers as a stunning entry door. They're a perfect addition in any home, for any entry.



Enduring Beauty. Refined Details.

Accessible

Crestline in-swing and out-swing hinged doors provide access to the great outdoors for anyone, in any room. Out-swing doors are available with low-profile handicap accessible sills to accommodate wheelchairs. All hinged doors provide a stunning design element to any room leading to an outdoor terrace or balcony.

Hard-Wear Hardware

Hardware on Crestline's hinged doors is made to last and look beautiful for years, just like the door itself. Optional multi-point locking systems keep the doors squarely in line while the hinges can be adjusted to ensure effortless operation. Hardware on Select 500 doors is available in eight durable finishes.

Hinged doors are available in the **Select 500** and **Select 300** product lines.



Select 500 Center-Hinged Door



Adjustable Hinges



Handle Sets are Available in Eight Finishes




Select 300 French In-Swing Door with Transoms



Single In-Swing



Single Out-Swing



French Two-Panel In-Swing



French Two-Panel Out-Swing



Center-Hinged In-Swing

All units viewed from exterior



Select 500 Hinged Door Arch Top Escutcheon Handle Set*



Select 500 Hinged Door Square Top Escutcheon Handle Set*



Select 300 Hinged Door Traditional Handle Set*



Select 300 Hinged Door Contemporary Handle Set*

* Choose from eight handle finishes in the Select 500 and Select 300 product lines. See pages 6-7 for all available options.

Specialty Shaped Windows

Top 'em off. Dress 'em up. Combine 'em. Crestline specialty shapes enhance the beauty of your windows, patio doors and your home. Transoms, sidelites or direct set units all come with the same reliable features and extensive options. Pair two, three or four casements or double hungs for a distinctive look. Stack a transom or fixed unit above an operating unit for more light and a dramatic effect.



Specialty Shaped windows are available in the Select 500, Select 300 and Select 100 product lines.



Concerned About Window Condensation?

Condensation on the glass of windows and patio doors is the common result of temperature variations between a home's interior and exterior, and the humidity levels within a home. Crestline's warm edge spacer system is one way to minimize those temperature variations.



Other Ways to Reduce Window Condensation

- Run a dehumidifier, or turn off your home's humidifier
- Use exhaust fans in areas with high humidity such as bathrooms and laundry rooms
- Take shorter showers and install water-restricting faucets
- Cover pots and pans while cooking to hold in moisture, or use your microwave or slow cooker to prepare meals
- Open your windows occasionally to vent moisture
- Open drapes and blinds to allow warm house air to circulate against the windows

Window condensation will often appear temporarily as moisture seeps out of a new home's wood, plaster and other building materials. This will generally pass after about a month, or at the most, one heating season.

This same type of moisture can accumulate in a milder form at the beginning of each heating season. During the summer, your house absorbs moisture. After the first few weeks of heating, your home will "dry out" and you'll notice less condensation.

Crestline's HomeCare® Limited Warranty

Subject to the conditions, exclusions and limitations that follow, SNE Enterprises, Inc. ("SNE") warrants its Crestline® products, including Select™ 100, 200, 300, 500, Wood Primed and Clad, and Replacement Windows and Doors to be free from defects in material and workmanship as follows:

Insulated Glass Hermetic Seal – Lifetime

SNE warrants the insulated glass, if any, against failure of the hermetic seal for as long as the first purchaser who purchases the product(s) for purposes other than resale (the "First Purchaser") retains ownership of the property in which the products were first installed. During the first ten (10) years after the date of manufacture, SNE's obligations under this warranty shall be limited to, at its option, repair or replacement of the insulated glass only (FOB the original point of delivery), or refund of the original purchase price of the insulated glass. After ten (10) years from the date of manufacture, SNE's obligations under this warranty shall be limited to granting a pro-rata credit against the then current list price of comparable new replacement insulated glass. Such credit shall be computed on the basis of the number of years from the date of manufacture as follows:

Years From Date of Manufacture	Amount of Credit
11 to 15	50%
16 to 18	30%
19 to lifetime	10%

This warranty does not apply to, and SNE will not be liable for, glass cracking, shattering, breaking or scratching, however caused, minor imperfections that do not affect the product's integrity or obscure vision, minor variations in glass color, failures caused by the application of films or decorations, or to any installations where loading applied to the unit could be expected to exceed the structural performance rating of the unit without prior approval of design by SNE. This warranty also will not apply to any installations at any altitude over 3,500 feet above sea level unless breather tubes have been installed. Any Lo-E glass units for installations at an altitude over 3,500 feet, or any glass having breather tubes, will not be argon filled.

An inert gas may migrate from any insulated glass unit. Accordingly, the effectiveness of an inert gas is not warranted.

Condensation on the interior (room side) glass surface or on the interior surface of storm combination units is a sign of high humidity. It is not a product defect.

Vinyl Main Frame, Sash and Exterior Cladding – Lifetime

SNE warrants its Crestline vinyl main frame, sash and exterior cladding, if any, to be free from defects in material and workmanship and to not rot, rust, crack, pit, corrode, peel, blister or flake for as long as the First Purchaser retains ownership of the property in which the product(s) were first installed. SNE's obligations under this warranty shall be limited to, at its option, the repair or replacement of the vinyl main frame, sash or exterior cladding, or the refund of the original purchase price of any vinyl main frame, sash or exterior cladding which it determines to be defective in material or workmanship or that has rotted, rusted, cracked, pitted, corroded, peeled, blistered or flaked under normal use and service. Decisions as to whether to repair, replace, or refund shall be made by SNE, in its sole discretion.

Aluminum Clad – Five Years Wood Primed – One Year

SNE warrants that its Crestline aluminum clad product lines, and all parts thereof, and all primed wood casement and awning gear operators and handles which open and close the window sash, shall be free from defects in material and workmanship for a period of five (5) years from the date of manufacture. SNE warrants that its Crestline wood primed (unclad) products, and all parts thereof, except those referred to above, shall be free from defects in material and workmanship for a period of one (1) year from the date of manufacture. For any products or parts determined by SNE to contain defects in material or workmanship, SNE will, at its option, repair the product or parts at no charge, or provide replacements at no charge, or refund the original purchase price of the product or part containing the defect. Decisions as to whether to repair, replace, or refund shall be made by SNE, in its sole discretion.

Millwork, Metal, Nylon, Vinyl, Screens, Storms and Other Accessories – Lifetime

Millwork, metal, nylon, vinyl, screens, storms and other accessory parts of Crestline's products shall be free from defects in material and workmanship for as long as the First Purchaser retains ownership of the property into which the products were first installed. During the first five years from the date of manufacture, SNE's obligation under this warranty shall be limited to, at its option, repair or replacement of the part(s) only or refund of the original purchase price of the part(s). Thereafter, SNE's obligation shall be limited to, at its option, refunding the original purchase price of any part(s) or supplying the replacement part(s) at a price equal to 50% of the then current list price of comparable replacement parts.

Limitations

This Crestline HomeCare Limited Warranty applies only to the First Purchaser as defined above and is nontransferable.

This warranty applies only to products finished, installed, maintained and operated in accordance with SNE's instructions.

Replacement products or parts will be the closest equivalent current products or parts and may not exactly match the original. Replacements will be delivered to the original point of purchase, with no shipping charges. Supplying replacement products or parts shall not extend the time period of the warranty and the replacement products or parts shall be warranted only to the extent of the un-expired portion of the warranty period on the originally purchased product or part. If shipment direct to the First Purchaser is requested, normal shipping and handling charges will apply. In cases relating to hardware, the First Purchaser will be invoiced for the replacement hardware at the list price and appropriate credit will be issued when the defective hardware has been returned to SNE.

Natural variations in color or texture of woods are not defects. We suggest that all millwork be inspected upon arrival and before installation and finishing. A good quality top coat of paint, sealer or varnish must be applied to all exposed wood surfaces. The top coat should be applied as recommended by the paint manufacturer. This warranty will not apply if a good quality top coat is not applied within thirty (30) days after purchase. It is the First Purchaser's responsibility to properly care for and protect woodwork against moisture or excessive dryness. This warranty will not apply if the woodwork is not so protected.

Screens are for insect protection only and are not meant to provide safety protection.

SNE will not, under any circumstances, be responsible for installation, repainting, refinishing or other similar activities necessary to complete any replacement. It will be the First Purchaser's responsibility to arrange for and pay for installation, repainting, refinishing or other similar activities necessary to complete any replacement.

Weathering is normal and does not indicate a product defect and therefore is not covered by this warranty.

SNE may require proof of the date of purchase of any product, so you should retain your sales slip or invoice.

Painting or staining of vinyl parts or weatherstrip of Crestline products will void any warranty with respect to the related window or door product.

The performance of windows and doors may be affected by factors beyond SNE's control, such as handling and installation, construction details of the building, exposure conditions, maintenance, normal wear and tear, migration of inert gas from the insulated glass unit and the like. Ratings (for example, R or U-values, infiltration tests, etc.) are for comparison purposes only. While SNE products are manufactured to meet or exceed published ratings it is not possible to guarantee that they will meet or exceed those ratings after they have been installed, and this is specifically excluded from this warranty.

This warranty does not cover:

- a. Crestline products that are installed with parts (whether manufactured by SNE or by others) that have not been approved by SNE for installation with that product,
- b. Crestline products that are stacked or mulled with half circles, direct-sets or transoms manufactured by others.

General Provisions

SNE makes no warranties which cover installation of units in a sloped or non-vertical position, discoloration of non-visible parts, or failures or operating difficulties due to accident, acts of God, abuse, misuse, alteration, misapplication, faulty building construction or design, exposure to the elements, improper or insufficient handling, storage, installation, maintenance or service including, but not limited to, obstruction of weep holes. Also excluded from the above warranties are failures or operating difficulties resulting from use of expanding foam insulation or incompatible sealant or cleaning agent, exposure to corrosive, unusual, harmful or aggressive substances, fumes or condensates (including exposure within 2 miles of salt water), subjection to abnormal stress from localized application of heat, excessive vibration or movement of buildings or foundations or to other abnormal physical stress or use in ships, boats, watercraft vehicles, trailers, campers, saunas, swimming pools, greenhouse enclosures or other high humidity areas. Selection and purchase of Crestline products which conform to all applicable building codes and local ordinances is the sole responsibility of the architect, building contractor or homeowner and SNE assumes no responsibility for compliance or for calculation and design of support mullions, structural support, or flashing required for installation. Consult with your local building code officials and/or a qualified contractor, architect or engineer for specific requirements.

Warping of a door shall not be deemed to be a product defect unless the warping is in the door panel itself and then only if the warping is more than one quarter inch. The amount of warp shall be determined by placing a taut wire or string or straightedge across the face of the installed door panel thought to be concave and measuring the amount of warp at the point of the greatest distance between the bottom of such wire, string or straightedge and the face of the door panel. SNE may, at its option, defer action on a warping claim for a period of not more than one (1) year from the date of the claim to permit the door panel to adjust to temperature and humidity in its installed position. SNE does not warrant any swing patio door with a rough opening height of greater than 6' 11" against warping or air or water infiltration unless Crestline's multi-point lock system is used with the door.

The warranties provided hereunder shall not apply:

1. When SNE is furnishing units or components in a size which is greater in width or greater in height than the largest size shown for that species in Crestline's printed price catalog.
2. To any units or components installed in a structure that does not permit appropriate drainage of moisture, such as an exterior insulation and finish system or synthetic stucco without a properly engineered drainage system. In these cases, there shall be no warranty of any kind, whether implied or otherwise.

THE EXPRESS WARRANTIES SET FORTH HEREIN ARE IN LIEU OF ALL OTHER WARRANTIES, EXPRESSED OR IMPLIED, INCLUDING, WITHOUT LIMITATION, ANY AND ALL WARRANTIES OF MERCHANTABILITY OR FITNESS FOR A PARTICULAR PURPOSE. ALL SUCH OTHER WARRANTIES, TO THE EXTENT PERMITTED BY LAW, ARE HEREBY DISCLAIMED AND EXCLUDED BY SNE. ANY IMPLIED WARRANTIES WHICH ARE NOT EXCLUDED HEREBY DUE TO OPERATION OF LAW ARE LIMITED IN DURATION TO THE PERIOD OF COVERAGE OF THE EXPRESS WARRANTY PROVIDED HEREIN FOR THE PRODUCT OR PART WARRANTED. THE REMEDIES SET FORTH ABOVE ARE THE SOLE AND EXCLUSIVE REMEDIES PROVIDED HEREUNDER, AND SNE SHALL NOT BE LIABLE FOR COSTS OF SHIPPING, APPLICABLE TAXES OR ANY OTHER INDIRECT, SPECIAL, INCIDENTAL OR CONSEQUENTIAL DAMAGES, INCLUDING, BUT NOT LIMITED TO, THE PAYMENT OF ANY COSTS OR EXPENSES OF DISASSEMBLY, REMOVAL OR REINSTALLATION OF ANY PRODUCT OR PART, INCLUDING, WITHOUT LIMITATION, THE INSULATED GLASS, ANY COSTS OR EXPENSES RELATING TO PAINTING, STAINING OR ANY OTHER ACTIVITY NECESSARY IN FINISHING THE REINSTALLATION, OR DAMAGE OR LOSS TO OTHER PROPERTY.

Some states do not allow limitations on how long an implied warranty lasts, so the above limitation on the duration of any implied warranties not excluded hereby, due to the operation of law, may not apply to you. Some states do not allow the exclusion or limitation of incidental or consequential damages, so the exclusion of incidental and consequential damages may not apply to you. This warranty gives you specific legal rights, and you may also have other rights which vary from state to state. NO DISTRIBUTOR, SALESPERSON, DEALER OR OTHER REPRESENTATIVE OF CRESTLINE® PRODUCTS HAS THE AUTHORITY TO ALTER OR CHANGE THESE WARRANTIES OR TO MAKE ANY OTHER WARRANTY EITHER ORALLY OR IN WRITING.

To make a claim under this Crestline HomeCare Limited Warranty, you must contact the contractor who installed the product or the Crestline distributor or dealer from whom the product was purchased, or, if these persons are not known, contact:


Crestline® Warranty Customer Service
880 South View Drive
Mosinee, WI 54455
1-800-826-5509

Please provide the following information:

- a. Your name, address, and telephone number.
- b. A description of the product for which the claim is being made.
- c. The date the product was purchased (or approximate date if exact date is not known).
- d. The name of the Crestline dealer/distributor from whom the product was purchased (if known).
- e. The nature of the product complaint.
- f. The coded information as stamped on the spacer between the panes of glass.

Effective January 1, 2008

VINYL WINDOWS AND PATIO DOORS



Also Available from Crestline:
Select Wood Windows and Patio Doors
Replacement Windows and Patio Doors

Crestline Windows and Doors
880 South View Drive
Mosinee, WI 54455
www.crestlinewindows.com
Customer Service: 800-826-5509

© 2009 SNE Enterprises, Inc.
Printed in the USA
535562 3/09

Crestline reserves the right to change product materials, specifications and methods of manufacture without prior notice. Please verify unit dimensions and/or rough openings with your local **MENARDS** store.