

Lift Accessories

For Hunter Wheel Alignment Lift Racks



Fully Integrated Alignment


RX-Series & L441 / L444 Lifts

FIA Fully Integrated Alignment



Hunter lifts with FIA capabilities streamline the entire alignment process.

Direct communication between the lift and aligner automate tasks once performed by the technician manually, eliminating time-consuming trips around the vehicle and to-and-from the console.



PATENTED



WinAlign® console*

- ✓ Centralized control of entire system
- ✓ Communicates directly with lift to set tire pressure and automatically operate turnplates and slipplates
- ✓ Guides the technician through the alignment process
- ✓ Rack Track auto-adjusts electronic movable-camera sensors to match lift height*



Cameras capture measurements automatically once the fourth target is installed

PATENTED



Lift console

- ✓ Raising the vehicle triggers the sensors to look for wheel targets*
- ✓ Controls PowerSlide® and Inflation Station settings on the lift console



Optional AlignLights system turns on automatically at alignment height

PATENTED



PowerSlide® system

- ✓ Slipplates and turnplates automatically lock and unlock at appropriate times*
- ✓ Turnplate bridges automatically raise and lower at appropriate times*
- ✓ No more struggles with lock pins



Auto-locking turnplates and slipplates save trips around the vehicle


POWER SLIDE

PATENTED



Inflation Station

- ✓ Automatically inflates all four tires simultaneously
- ✓ Records starting and final pressure*
- ✓ Hose recoils to keep work area clear



*Software tracks before and after tire pressures for the customer's printout**

INFLATION STATION

*Requires WA400 or WA300 series alignment console and FIA-equipped lift.

PowerSlide® System

RX-Series & L441 / L444 Lifts



The PowerSlide® system secures and releases slipplates and turnplates with one touch.

With the PowerSlide system, technicians no longer have to make multiple trips around the vehicle or struggle to remove and replace lock pins during an alignment.

PowerSlide saves time operating as a stand-alone system, but operates most efficiently when connected to an aligner through FIA.



PowerSlide Turnplates

See page 7 for PowerSlide turnplate options.



PowerSlide Slipplates



RX Lift PowerSlide Control

- ✓ Conveniently located on the lift console
- ✓ Locks and unlocks slipplates and turnplates with the touch of a button*
- ✓ Automatically locks when lift is lowered



Four-Post Lift PowerSlide Control

- ✓ Conveniently located on the lift controls
- ✓ One switch controls slipplate and turnplate operation

RX PowerSlide/FIA Upgrade: 20-2583-1

Upgrades standard RX-10, RX12A or RX-16 lift with PowerSlide capability and FIA connectivity. PowerSlide turnplates not included.

Four-Post PowerSlide Upgrade: 20-2586-1

Upgrades standard L441 or L444 lift with PowerSlide capability. FIA connectivity and PowerSlide turnplates not included.

*Automatic PowerSlide operation requires WA400 or WA300 series alignment console and FIA-equipped lift.

Inflation Station System

RX-Series & L441 / L444 Lifts



The Inflation Station system inflates all four tires to a pre-selected pressure simultaneously - while you raise the lift or do other tasks! Saves steps and save time!



Integrated inflation hoses, located at each wheel position, retract when not in use to keep the work area clear.



RX Lift Inflation Station Control

Set tire pressure at the lift console or at the aligner.*



Four-Post Lift Inflation Station/FIA Console

Allows operation of Inflation Station at the lift console or the aligner.*

Inflation Station saves time operating as a stand-alone system, but operates most efficiently when connected to an aligner through FIA.

RX Inflation Station Upgrade: 20-2584-1

Upgrades a PowerSlide-equipped RX-10 lift with Inflation Station.

RX Inflation Station/PowerSlide/FIA Upgrade: 20-2585-1

Upgrades standard RX-10, RX12A or RX-16 lift with Inflation Station, PowerSlide capability and FIA connectivity.

PowerSlide turnplates not included.

Four-Post Inflation Station/FIA Upgrade: 20-2587-1

Upgrades a PowerSlide-equipped L441 or L444 lift with Inflation Station and FIA connectivity.

Four-Post Inflation Station/PowerSlide/FIA Upgrade: 20-2588-1

Upgrades standard L441 or L444 lift with Inflation Station, PowerSlide capability and FIA connectivity.

PowerSlide turnplates not included.

*Inflation Station operation at the aligner requires WA400 or WA300 series alignment console and FIA-equipped lift.

AlignLights

The AlignLights system provides a safe and efficient light source underneath the vehicle without additional electrical cords. The lights automatically switch on when the lift is raised and off when the lift is lowered.

- ✓ For all old-style RX consoles (power unit exposed): **20-2013-1**
- ✓ For RX Inflation Station and other new-style lift consoles: **20-2173-1**
- ✓ For L441 and L444 lifts: **20-2377-1**

AlignLights is an ALI listed accessory for all lift models.




AlignLights is available for most Hunter alignment lifts as an installed option or can be retrofitted to most previously installed lifts.



Swing Air Jacks

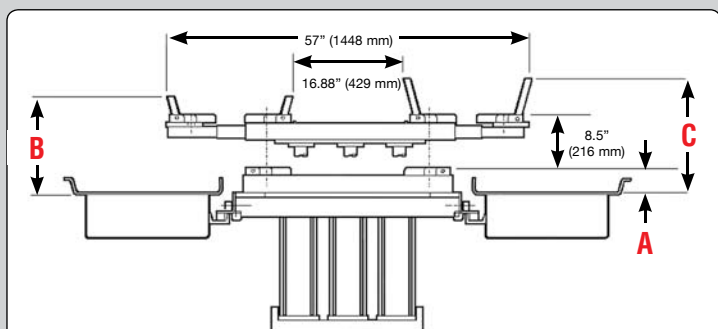
Hunter Swing Air Jacks provide reliable, full-pneumatic operation

Proven over decades of use, air-operated cylinders raise telescoping arms to contact either the suspension or frame. Four models provide jacking capability for all Hunter alignment lifts. Swing air jacks are engineered to handle a wide variety of vehicles and provide easy, low-maintenance service.



Swing air jacks flip up when not in use to provide maximum clearance.

	 L44x	 RX
A Clearance	5 in.	3.5 in.
B Max. Low Flip	17 in.	15.5 in.
C Max. High Flip	19 in.	17.5 in.





4,500-lb. Capacity, Dual Composite Cylinder Jack:

Ideal for use with older RX-9, RM, RL and D-rack lift models.


133-67-1 for older RX-9

133-35-1 for RM, RL & D-Racks




6,000-lb. Capacity, Dual Composite Cylinder Jack: 133-69-1

Ideal for use with RX-12, RX12A and L434-GS lift models.



8,000-lb. Capacity, Triple Composite Cylinder Jack: 133-62-1


Ideal for use with L421, L424 and RMHD lift models.



9,000-lb. Capacity, Triple Composite Cylinder Jack: 133-83-1

Ideal for use with RX16, L441 and L444 lift models.

Turnplates



PowerSlide® Turnplates

PowerSlide® turnplates eliminate the hassle of removing and replacing lock pins during an alignment. Integrated bridges lower and raise as plates are locked. PowerSlide turnplates are an optional feature that may be added later to qualified RX and L44X series lifts.

- ✓ PowerSlide turnplates with automatic bridges: **20-2076-1**
Used with camera-based alignment sensors.
- ✓ PowerSlide turnplates without automatic bridges: **20-2075-1**
Used with conventional alignment sensors.

Turnplates cont.



Stainless Steel Turnplates

Resists corrosion and maintains free movement during the alignment procedure. Stainless steel construction for long, trouble-free life. No pointer.

Stainless Steel:

- ✓ Set of two stainless steel turnplates for 1.5" or 50 mm turnplate pockets: **20-2532-1** (includes guide strips)

Stainless Steel, Low Friction:

- ✓ Set of two stainless steel turnplates for 50 mm turnplate pockets: **20-2533-1** (includes guide strips)



Electronic Turnplates†

Ideal for integrating advanced alignment angle measurements. Cast aluminum design with a powder-coated paint finish. 50 mm high.

- ✓ Set of two electronic turnplates and cables to connect turnplates to wireless sensors: **20-1487-1**
- ✓ Set of two electronic turnplates, cables and board to connect turnplates to rack wiring kit: **20-1477-1**



Electronic Wiring Cables: 20-1386-1

Set of two cables to connect turnplates to wireless sensors. Use this part number when ordering cables only.



Painted Turnplates: 20-2531-1

Set of two turnplates for 1.5" or 50 mm turnplate pockets. Steel construction with a powder-coated paint finish. No pointer.

† See Form 4599-T for more details on electronic turnplate applications.



Turning Angle Gauge: 25-18-1

Turnplate with pointer and scale for 1.5" turnplate pocket. Steel construction with a powder-coated paint finish (two required).



Filler Plates

Fills turnplate pockets when turnplates are not used. 19.5" wide.

- ✓ For 1.5" pockets: **20-2396-1** (two included)
- ✓ For 50 mm pockets: **20-2395-1** (two included)




Turnplate Bridge

Eases rolling compensation when rack is used with camera-based alignment sensors.

- ✓ Universal Bridge for 50 mm and 1.5" turnplate pockets: **20-2307-1**

Drive-Thru Kits



Drive-Thru Kits

- ✓ RX10, RX12A and RX16 drive-thru kit for camera sensors: **20-2498-1**
Adds 52" to overall length.
- ✓ RX10, RX12A and RX16 drive-thru kit for conventional sensors: **20-2501-1**
Adds 63" to overall length.
- ✓ L441 and L444 drive-thru kit: **20-2682-1**
Adds 38" to overall length.

Ramps & Extensions

High-floor-slope conditions and low-ground-clearance vehicles occasionally require additional approach ramp length. Several options are available.

Stage 2 RX Approach Ramp Extensions



- ✓ RX ramp extensions: **147-113-1** (two required)
Adds 17.75" to the length of RX-9 or 5" to RX-12 and RX12A when substituted for 147-104-1. Standard on RXDC.




- ✓ RX ramp extension: **20-2169-1** (includes quick-release pins) — *Adds 40" to length of RX-9, 27.25" to RX-12 and RX12A, or 22.25" to RX-12-PS/IS.*
- ✓ RX ramp extension: **20-2189-1** (includes quick-release pins) — *Adds 50" to length of RX-9, 37.25" to RX-12 and RX12A, or 32.25" to RX-12-PS/IS.*



Stage 2 Four-Post Ramp Extension Kit (Suitable for L44X & L42X models)

- ✓ Four-post ramp extensions: **20-1365-1**
Adds 17.5" to the length of ramps.
- ✓ Four-post ramp extensions: **20-2033-1**
Adds 40" to the length of ramps.



Flush-Mount Conversion Kits

Converts surface-mount installations to flush-mount installations, using current site requirements.

- ✓ For RX-9 and RX-12 PowerSlide® or Inflation Station models including RXDC and RX40: **20-2103-1**
- ✓ For all other RX-9 and RX-12 models: **20-2102-1**
- ✓ For RX10, RX12A and RX16 models: **20-2736-1**

Additional Lift Accessories



Pit Hose Reel Cover Plate: 51-2308-1

Cover plate for Inflation Station lifts to trim around flush-mount cut-outs (four required).




L441 & L444 Front-Mount Power Bracket: 20-2391-1

Moves power unit mounting to front of four-post column for bays with very little space.



Center Lift Jack Adaptor: 20-1579-1

Ideal accessory for lifting from the differential or subframe on many vehicles. Includes storage bracket.



L421 Runway Extension Kit: 20-1587-1

Extends maximum general service wheelbase to 226.5" and maximum two-wheel alignment wheelbase to 210.5". Includes two 19.5" filler plates.



Work Step: 51-1696-1

Work step makes custom steer or underhood shim work easier. Can be used with RX, L42X, L44X, RM, PN and RMHD models.



Jack Riser Kit (Set of two): 20-1403-1

Extends the reach of the jack to make lifting high-ground-clearance and long-wheelbase vehicles easier. Adds 4.5" to overall jack lift height.

Additional Lift Accessories




Jack Pad: 64-50-2

Rubber pads cover jack lifting points to prevent damage to the underside of the vehicle (two required).




Wheel Chock: 22-442-2

Prevents vehicle from rolling once on the lift. Two chocks are included standard in any new lift purchase.





Storage Bracket Kit: 20-2528-1

Provides storage for wheel adaptors on console, lift or HawkEye Elite® sensor column. Simply bolts on to clip-on work step holes, no drilling required. Includes four brackets.



Hook: 216-83-1

Suitable for brake pedal depressor.



Be sure to check out other Hunter literature for more quality products from Hunter Engineering.



1112LAP3M.83

HUNTER
Engineering Company
www.hunter.com