



ESCHMANN® T20™ SERIES
OPERATING TABLES

BRINGING
VERSATILITY
TO THE OPERATING ROOM



PRODUCT
OVERVIEW

Discover the T20™ sliding top for enhanced imaging access and ease of use



- Powered 9.8" (250mm) traversing top¹
- Capable of 660 lbs. (300kg) maximum patient weight²
- X-ray translucent tabletop
- 28" (715mm) - 44" (1115mm) height range³
- Slimline column offset relative to top and base
- Tabletop break offset from column
- Narrow T-shaped base
- Head and leg sections are lighter for ease of handling
- 22" (560mm) wide top plus optional width extenders for obese patients
- Full length X-ray cassette tunnel accessible from either end
- RS232 port for system analysis and diagnostics
- Interchangeable and removable head and leg sections
- Corded handset with battery status indicator
- Acrylic-capped ABS top and base prevents fluid ingress, is easy to clean, scratch resistant and hard wearing
- Choice of mattress thickness: 2" (50mm) or 3" (75mm)
- Pressure-reducing mattress pad is completely sealed (no seams)
- Aesthetically pleasing
- Non-intimidating to the walk-in patient
- Simple mattress fixings, **no velcro**
- Mattress spans the break for improved patient support and easier cleaning
- Ergonomically-designed foot pedals



Corded handset with battery status indicator

The lightweight handset is colorful, intuitive to use and can be secured and operated on either the side bars or the end of the head/leg section. The handset also features a practical battery status indicator.

Enhanced Imaging Access



Unique fasteners to easily secure the mattress

A new method of fixing the mattress to the table that is easy to use and clean. The acrylic-capped ABS top and base prevents ingress of fluid, is hard wearing, scratch resistant and easy to clean. The mattress spans the break ensuring better patient support.



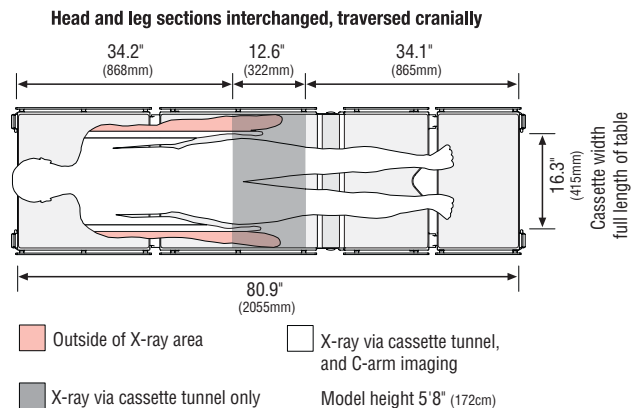
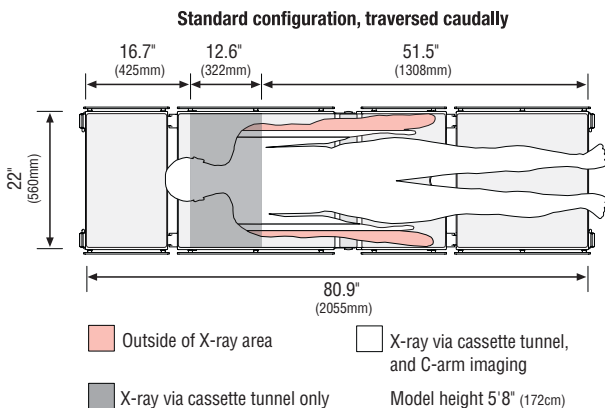
Independent built-in override

A standby control panel is located on the top of the column. This enables full use of the table in the event of handset loss or battery failure.



Ergonomically-designed foot pedals

Foot pedals located on both ends of the base provide brake, steer and 360° mobility.



The T20™ Table for General & Specialized Surgery

- Interchangeable head and leg sections with auto locking
- Single-handed head and leg section adjustment
- Built-in X-ray cassette tunnel
- 660 lbs. (300kg) maximum patient weight²
- 22" (560mm) wide top
- Width extenders for obese patients
- Choice of 2" (50mm) or 3" (75mm) thick mattresses
- Choice of attachments



1. Lawn chair position with gel pads.⁴

The top is traversed cranially.

2. Right lateral position over tabletop flexion/extension with head and leg sections interchanged.

The top is traversed caudally.

3. Reverse Trendelenberg (35°) with footrest/extension (TA-020-3045).

4. Supine with head and leg sections interchanged, e.g. cholecystectomy.

The top is traversed caudally. C-arm access from thigh to head.

The T20™ Table for Urology & Gynecology

- Easy patient positioning
- No patient lifting or dragging
- Excellent access for the surgeon
- Unrivalled C-arm access
- Kidney break positioning without moving the patient
- Mattress spans the break for better patient support



5. Supine with lightweight leg section (TA-030-1001) in preparation for lithotomy positioning.

The top is traversed cranially, and the head section is removed.



6. Lithotomy position with direct placement leg holders (81-270-109999).

The top is traversed caudally, and the head section is removed. C-arm access for ureteric stenting and kidney stone retrieval.



7. Left lateral position over tabletop flexion/extension, e.g. nephrectomy.

With footrest/extension (TA-020-3045) for taller patients, and the head section removed. The top is traversed caudally. C-arm access to urinary tract.

The T20™ Table for Ophthalmic/ENT & Neurosurgery

- Excellent access for the surgeon
- Very low minimum height with built-in X-ray cassette tunnel
- 90° chair position with good access for the surgeon
- Narrow T-shaped base for stability and access



8. Supine position for ophthalmic procedures.

Ophthalmic headrest (81-466-40) positioned in lower trunk section and tabletop traversed caudally to its maximum extent.

9. Supine position for neurosurgical headrest.

The top is traversed cranially.

10. Neurosurgical chair position (90°) using skull clamp.

Head and leg sections interchanged and the top is traversed caudally.



The T20™ Table for Cardiovascular & Spinal Surgery

- Full X-ray imaging for C-arm or cassette films for spinal surgery and laminectomy
- 28" (715mm) - 44" (1115mm) height range (includes the 2" [50mm] mattress)



11. Prone position for laminectomy using support pad (81-569-13) and gel pads.⁴

Head and leg sections interchanged, top traversed caudally. C-arm access from thigh to head.



12. Supine with head section removed.

X-ray cassette tray (81-827-52) can be inserted from the head end. The top is traversed caudally. C-arm access from the shoulder line to the feet.



13. Supine with footrest/extension (TA-020-3045).

Head section removed, top traversed caudally. C-arm access from head to toe.

The T20™ Table Accessories

Standard and Short Width Extenders

TA-020-2044 Standard Width Extender (two required)

TA-050-1002 2" (50mm) Mattress

TA-050-1009 3" (75mm) Mattress

TA-020-2043 Short Width Extender (two required)

TA-050-1008 2" (50mm) Mattress

TA-050-10010 3" (75mm) Mattress

- Standard width extenders – 23.6" (600mm) long, 4.0" (100mm) wide
- Short width extenders – 13.8" (350mm) long, 4.0" (100mm) wide
- Extends width of tabletop to 31.5" (800mm) for obese patients
- Two attachment screws – attaches firmly and securely
- Enables the use of table accessories i.e. narrow arm boards
- Mattresses secured with fixed pins, no velcro, easy to clean



T20 Series Accessory Trolley

TA-040-1013

- Reduces manual handling
- Compact and space saving
- Stores head and leg sections securely when not in use
- May be wheeled directly to point of use, ideal size and mobility for theaters
- Hygienic and easy-to-clean finish



Divided Leg Section

TA-030-3046 Divided Leg Section (Bare)

TA-050-2025 2" (50mm) Mattress Set

TA-050-3025 3" (75mm) Mattress Set

- Control handles discreetly positioned
- Single-handed adjustment for flexion/extension
- 45° maximum abduction from midline in 15° increments
- Acrylic-coated ABS is lightweight and easier to clean
- Choice of 2" (50mm) and 3" (75mm) mattresses



The T20™ Table Accessories

Lightweight Leg Section

TA-030-1001 (Bare)
TA-050-1015 1" (25mm) Mattress
TA-050-1016 2" (50mm) Mattress

- Lightweight 9.9 lbs. (4.5kg) - easy to fit and remove
- X-ray translucent - simplifies C-arm imaging
- Designed to support patient legs during lithotomy positioning
- Gap and stepped down between sections – eliminates potential skin trap
- Locking pin to avoid accidental removal



Ophthalmic Head Section

81-466-40


- Contoured for stability
- Dixey Rubens style headrest
- Sculptured design provides excellent surgical access
- Single-handed adjustment for flexion/extension
- Controls ensure maximum comfort when sitting



Footrest/Extension

TA-020-3045 Footrest/Extension
TA-431-0001 2" (50mm) Mattress
TA-432-0001 3" (75mm) Mattress

- May be used as a footrest or extension – greater flexibility of use
- Extended length without clamps – easy and quick to use
- Increases tabletop length: 11.8" (300mm) – allows for taller patients and provides better support for proctology position
- X-ray translucent
- Lightweight: 15.4 lbs. (7kg) – easy to handle
- Mattress secured with fixed pins, no velcro, easy to clean



The T20™ Table Accessories

Shoulder Positioner

81-267-13

- Provides shoulder access anteriorly and posteriorly
- Adjustable headrest
- Does not obstruct C-arm use
- Complete with pads and straps



Armboard

81-270-259999

- Simple spring lever mechanism securely locks the armboard to the sidebar
- Complete with 2" (50mm) pad
- For a full range of gel pads please contact your local representative⁴



Direct Placement Legholders

81-270-109999

- Conveniently repositioned without compromising the sterile field
- Fully-adjustable, controlled abduction/adduction
- Contoured boot for optimum patient comfort and protection
- Lithotomy degree indicators
- Ensures precise symmetrical positioning



The T20™ Table Accessories

Accessory Attachment Bar

TA-030-3004

- Offset to accommodate patient's arm in lateral position
- Two clamping screws for basic unit – provides a more secure locking mechanism



TABLE CONTROLS

Foot Pedal Controller

TA-040-4003

- Controls table up and table down movements
- Controls trendelenberg and reverse trendelenberg positions
- Waterproof, heavy-duty



Corded Hand Set

T00-510-0001

- Easy to use
- Durable, waterproof housing
- Practical battery status indicator



Mattress Pads

- Molded mattress with heat sealed edges
- Pressure reducing qualities
- Latex-free
- No velcro

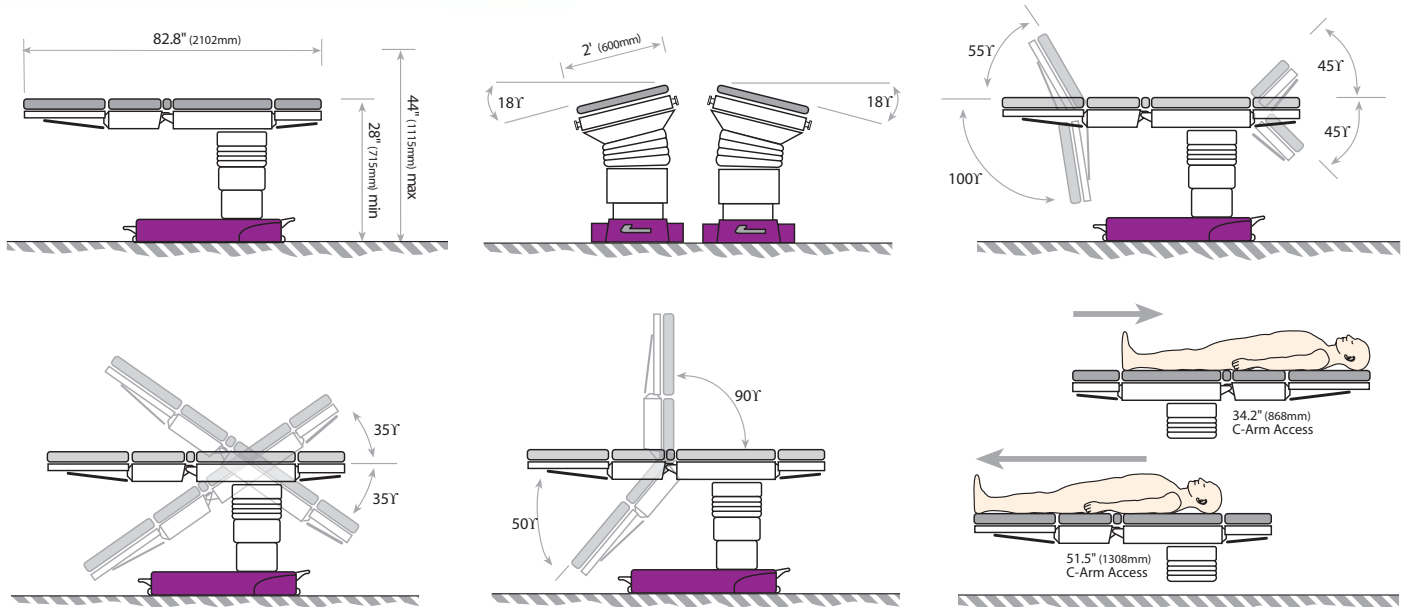
For a full range of replacement pads please contact customer service at (800) 663-1152.



T20™ T able General Specifications

- Powered operating table with 9.8" (250mm) traversing top ¹ for general and specialist surgery
- 660 lbs. (300kg) maximum patient weight ²
- Full-length radiolucent top with integral X-ray cassette tunnel accessible from either end
- Corded handset controlling Trendelenburg, reverse Trendelenburg, lateral tilt, flexion/extension (including 90° chair position), traverse and height
- Battery status indication (main and back-up battery) via handset
- Offset tabletop flexion/extension and offset slimline column for superior imaging and access
- Column covers in stainless steel
- Standby control panel and RS232 port
- Battery powered, with facility for connection to main electricity with immediate use
- Two pedals control brakes, wheels and castors for stability, steering and complete 360° mobility
- Head and leg sections are removable and interchangeable with an auto-locking mechanism, and can be adjusted with one hand
- Covers to the top and base are made of a special scratch-resistant and colorful acrylic-capped ABS
- Mattress is molded and antistatic with no seams

Dimensions



For ordering information please contact:



502-244-4444
800-477-2006
1800 Williamson Court
Louisville, KY 40223 USA
www.dremed.com

T2Z00001 REV 0

¹ All dimensions in this brochure are nominal

² See Instructions for Use (table positions and safe loading section)

³ Includes 2" (50mm) mattress

⁴ Gel pad for illustrative purposes only

The ESCHMANN name and helmet logo are registered trademarks of Eschmann Holdings Ltd. "T20" is a trademark of Eschmann Holdings Ltd. Eschmann Equipment is a trading name of Eschmann Holdings Ltd.

Eschmann reserves the right to make changes without notice in design, specifications, and models.

The only warranty NUVO makes is the express written warranty extended on the sale or rental of its products.

© 2004 Eschmann Holdings Ltd.

ALL RIGHTS RESERVED.

PATENTS PENDING.



The Eschmann® T20™ Operating Table and accessories are made in England by Eschmann Equipment, Peter Road, Lancing BN15 8TJ, England.