

FLOOR MARKING GUIDE

A GUIDE TO MARKING YOUR FACILITY'S FLOORS IN ACCORDANCE WITH OSHA REGULATIONS

OSHA regulations require that permanent aisles and passageways must be marked appropriately and in a consistent manner plant-wide. (OSHA Standard 1910.22)



Regulations and Standards

One of the top OSHA violations is “Walking/Work Surface Violations” with an average fine of \$1,632 per individual violation. These violations are issued when areas where employees’ walk/work areas are not clearly marked to identify safe pathways or highlight dangerous areas. OSHA Standard 1910.22 dictates that all companies must mark these areas to prevent accidents or injuries.

Beyond avoiding OSHA fines and protecting your employees, many companies mark their floors to enhance their visual organization in the workplace, marking locations in a uniform manner and color scheme that allows employees to quickly identify areas and potential hazards based on color. This can greatly enhance workflow in addition to the provided safety benefits.

Colors

Although OSHA has clear guidelines that require marking of permanent aisles and passageways, they are non-specific as to what colors should be used. *There are actually no current government-mandated standards defining the colors for marking floors.*

Earlier versions of ANSI Z535.1 Safety Color Code were referenced by some safety professionals to dictate floor marking colors for specific hazards, but in fact this section was intended for safety signage- and furthermore, the section was removed entirely in the 2002 edition.

With that being said, there is a basic color code recommendation (below) that is widely accepted which complies with any interpretation of OSHA or ANSI codes. As previously mentioned, this scheme isn’t set by law, so it can be modified to fit the needs of specific facilities, and stands as a useful starting point for most applications.

YELLOW	Aisleways & Traffic Lanes; ‘Paths of Egress’; Work Cells
WHITE	Production -OR- Racks, Machines, Carts, Benches, and other equipment that does not fall under any other color guidelines
RED	Defect/Scrap Area; Red Tag Area
ORANGE	Materials or Product Inspection -OR- Energized Equipment
GREEN	Raw Materials -OR- First Aid-Related Locations
BLUE	Works-In-Progress
BLACK	Finished Goods
BLACK/YELLOW	Areas which present physical or health risks to employees. Indicates that extra caution is to be exercised.
RED/WHITE	Areas to be kept clear for safety reasons (around emergency access points, electrical panels, firefighting equipment, etc.)
BLACK/WHITE	Areas to be kept clear for operational purposes (non-safety related)


FLOOR MARKING GUIDE

A GUIDE TO MARKING YOUR FACILITY'S FLOORS IN ACCORDANCE WITH OSHA REGULATIONS

Floor Paints vs Industrial Floor Marking Tapes

In the past, it was traditionally normal procedure to mark lines and boundaries on warehouse and manufacturing floors with floor paints. And while some companies still use this method, within the last few years, industrial floor marking tapes have been developed which resist wear and damage from industrial hazards such as forklifts and chemicals significantly better than floor paints.

These days, industrial floor marking tapes are recognized by safety professionals as the most convenient and inexpensive option to mark aisles, since painted lines tend to chip, peel, and crack, and need replacement - especially in areas with heavier traffic.



Tape Thickness and Durability

Not all floor tapes are made equally- when choosing the best tape for your marking needs, it is important to select one that can accommodate various factors that may affect the longevity and effectiveness of your line markers.

Tapes range from lightweight (approximately 5 to 8 mils, or .005" to .008") to heavy-weight (from 20 to 35 mils, or .020" to .035"), and it is important that you choose a tape that is durable enough to withstand the type of traffic in your facility. Good industrial floor marking tapes have reduced edge profiles, and are made from a material that can resist the various chemicals, water, UV rays, and extreme temperatures often found in harsh industrial environments.

High-grade industrial floor tapes are designed to last years, even in tough areas with forklifts and trucks, and outlast paint in nearly all scenarios.

Facilities (or areas of facilities) that see mostly foot traffic, or light traffic overall, can typically be fine to use lightweight vinyl floor tapes.

Installation/Application

Unlike painting, floor marking tapes do not require much surface preparation, drying and curing times, or second coats. Previously- when painted lines needed to be laid, the entire work area had to be shut down to allow the bulky line painting equipment or group of workers access to the floor, and once the paint was down, *additional* time was necessary for the paint to fully dry before production could resume- which can end up being very costly.

Industrial floor tapes can be applied by hand (a); or with the help of a floor tape applicator (b) (which Creative Safety Supply rents or sells), one worker can apply many tape lines at a fast pace, saving time and money.

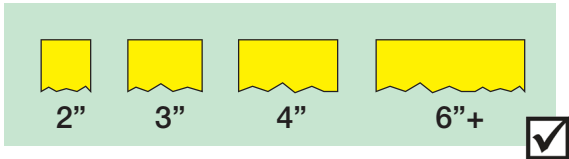
To apply floor tapes, first clean the floor with a mild non-ammonia based cleaner such as Simple Green. Make sure the floor is completely dry, and then simply peel and stick the lines to the floor. Some people like to use a chalk line when installing.

Once the tape is laid down, it is a good idea to run a weighted wheel (like a forklift tire or a hand-pulled tamping cart) over the tape lines to press them firmly onto the surface.



FLOOR MARKING GUIDE

A GUIDE TO MARKING YOUR FACILITY'S FLOORS IN ACCORDANCE WITH OSHA REGULATIONS



Physical Line Width

To ensure maximum visibility and awareness, the required minimum width for facility aisle and floor marking lines is 2" wide- therefore, any width above that is considered acceptable by OSHA and ANSI. Most typical applications use tape or painted lines with 2" - 6" widths.


Widths above 6" tend to be much more cost-prohibitive and impractical to apply.

Aisle Widths

OSHA's general requirement for aisles and passageways is that "sufficient safe clearances" must be provided where mechanical equipment is used. The width required will vary depending upon how the aisle is utilized in the workplace - as aisles that utilize forklift and truck traffic will need to be wider than aisles for pedestrian traffic. A good average aisle width is 36 inches.

OSHA regulations are more specific about aisle widths inside storage rooms containing flammable and combustible liquids- in these cases, aisles must be at least three feet wide.

Additionally, for emergency exit access points, 28 inches is the minimum allowed width.



Floor Signage

One of the best ways to visually communicate safety and informational messages is through the use of floor signage. Typically made from an industrial PVC or vinyl, these signs can use graphics and written text to relay information that is not obvious from floor lines and markings alone. These signs are often used for safety alerts, directional information, and marking resting locations for items such as trash cans, rolling toolboxes, and pallet jacks.

The use of multiple high-impact floor signs throughout a facility or work area can greatly increase awareness to your message.

100% CUSTOMIZABLE INDUSTRIAL FLOOR SIGNS

You can customize any of our pre-designed signs from our website to your liking, or design signs completely from scratch and we can create them *at no extra cost*. Any design or shape- full color- with company logos or custom images if you like.

Our floor signs are made from a premium vinyl with a tough industrial overlaminate. They are extremely low profile and able to hold up to industrial hazards like forklifts, trucks, daily cleaning, and chemicals.

Call us for more details: (866) 777-1360



FLOOR MARKING GUIDE

A GUIDE TO MARKING YOUR FACILITY'S FLOORS IN ACCORDANCE WITH OSHA REGULATIONS

We're here to help!

Creative Safety Supply carries a complete spectrum of floor marking tape products: from our lightweight SmartStripe brand floor tapes to our heavyweight, premium SafetyTac brand industrial floor tapes (available in 10 colors and three styles), we have the perfect choices for your safety floor marking needs.

If you have any questions regarding floor marking regulations or products, please give us a call or send us an email- we'd be glad to assist you! We can be reached M-F, toll-free at **(866) 777-1360**, or via email: info@creativesafety.com.

Get the right tools for the job...

SafetyTac Industrial Floor Tapes

The days of using paint to mark aisles, pathways, and safety lanes are over! SafetyTac is our #1 top selling floor tape, and for good reason: it's designed to outperform paint in even the harshest industrial environments. Our customers put SafetyTac through the toughest tests on a daily basis- forklifts, trucks, heavy foot traffic, chemicals, greases, pallets- you name it- SafetyTac takes it all without blinking an eye, thanks to it's tough material and adhesive, and dual-beveled edges. Available in 2", 3", 4", & 6".



Custom Peel & Stick Industrial Floor Signs

Our Floor Signs are printed in high resolution, full color, on an industrial grade vinyl and covered with an extra-durable, slip-resistant overlaminates protection. These signs are low-profile and designed to hold up in extreme industrial conditions and will withstand even heavy forklift traffic. We offer a wide variety of useful pre-made Floor Signs, any of which can be customized with no additional change- or we can design a sign from scratch to your specifications for the same price as our pre-made signs.



Smart Stripe Tape

Smart Stripe Tape is a cost effective, durable solution for your floor marking needs and can withstand heavy pedestrian traffic and normal warehouse equipment like forklifts and pallet jacks. This versatile tape isn't effective on just floors- Use it anywhere you need to mark lines, or for your 5S project, whether it be walls, doors, workbenches- and it can also be used as a mask for hard chrome plating and anodizing or harness and pipe wrapping/banding.



SafetyTac Alignment Markers

Made from the same high quality material as our SafetyTac line of floor marking tape, these alignment markers are excellent for pallet location and other warehouse marking, as well as general 5S or equipment marking. Durable PVC material and superior adhesive make our SafetyTac Alignment Markers highly resistant to forklifts, pallet jacks, and other industrial floor hazards.



Made with **SAFETYTAC** Material

