

EXPERTISE IN RESISTANCE WELDING MACHINES



RANGE OF PRODUCTS





BUTT WELDING MACHINES FOR BAND SAWS AND BAND KNIVES – TYPE SERIES BSS AND BAS

■ IDEAL is the leading manufacturer of welding machines for the safe joining of band saws of all types since its inception in 1923.

■ Pressure butt welding machines, Type Series BSS, serve the purpose of joining wooden band saws and metal cutting blades of different material qualities.

■ Flash butt welding machines, Type Series BAS, are machines for versatile use in the small, medium and large batch production sectors of band saws and band knives of all types.



Type BAS 100 with Thyristor annealing device and electronic parameter control

2



Bending test of a band saw

Type BAS 050 on a working table with shear and grinding motor

TYPICAL APPLICATIONS:

- Bimetal band saws
- Wooden band saws
- Alloyed band saws
- Packing band or multi-band
- Band knives
- Band joints
- Household cutlery
- Medical instruments





Type LBS 050 Shielded arc welding machine for strip

**SHIELDED ARC WELDING MACHINES,
COIL-TO-COIL – TYPE SERIES LBS**


■ Shielded arc welding machines in semi-automatic or fully automatic design with integrated band end shears produce reliable MIG/MAG-, WIG or plasma welding. They serve the purpose of continuous coil changes without stopping.

■ In addition to numerous options, different welding power sources are available.

**TYPICAL
APPLICATIONS:**

Use before


- Tube mills
- Profiling lines
- Rolling lines
- Coating lines
- Furnace lines
- Pressure and punching lines
- etc.



Type LAS 200

LASER COIL JOINING MACHINES COIL-TO-COIL – TYPE SERIES LAS

- The requirements of coil joining are increasing constantly. We therefore use the advantages of laser, such as high welding speeds and perfect welding quality, professionally.
- Our transversal laser coil joining machines cut and weld coils of different qualities and material pairings with the help of laser beams in a single clamping operation.



Type LAS 300



TYPICAL APPLICATIONS:

Use before

- Inspection lines
- Furnace lines
- Galvanization lines
- Pickling lines
- Coating lines
- etc.



Aluminium rims for motorcycle wheels



FLASH BUTT WELDING MACHINES – TYPE SERIES AS

■ IDEAL flash butt welding machines are used by customers all over the world to join work pieces made of steel, stainless steel and aluminium.


They provide a uniformly high welding quality and increase the economic viability of your products.



HP section for ship-building


5

Type AS0 220 AF for rims



TYPICAL APPLICATIONS:

- Rings
- Rims for passenger cars, trucks and motorcycles
- Chain links
- Traction chains
- Window and door frames
- Tools
- Instruments
- Furniture
- HP sections
- Tubes
- Stairs
- etc.



TYPICAL APPLICATIONS:

Manufacture of gratings for

- Any convenient supporting rod distribution in the basic grid
- Any convenient solid rod distribution
- Any convenient supporting rod thickness
- Any convenient grating width
- Any convenient grating length



Type GW 10

PRESSURE WELDED GRATINGS – TYPE SERIES VPS AND GW

■ For the economic bulk production of pressure welded gratings, we manufacture multiple spot welding machines that are developed individually according to customer requirements. Bordering machines trim the pressure welded grating after completion of production.



TYPICAL APPLICATIONS:


- Doors
- Garage gates
- Wall elements
- Switch cabinets
- Frames



Type FST 010

DOORS, GATES, FRAMES, WALL ELEMENTS – TYPE SERIES FST, FSZ, FSW

■ IDEAL production lines were developed to create automatic standard concepts and to produce special customized solutions according to customer requirements for the cost-effective manufacture of different product models and dimensions.




Type CSR for switch cabinet doors



IPC container

NC JIG WELDING MACHINES – TYPE SERIES VERSAWELD CSR


■ This production series combines high cost-effectiveness with extreme flexibility. Work pieces made of sheet, wire or a combination of sheet and wire are welded in jigs. Linear or rotating tables enable the simultaneous loading and unloading of the work pieces. Thus, two- and three-dimensional work pieces can be welded fully in one clamping operation.



Sheet

- Handle holders
- Sheet plates on gratings
- Reinforcing sections
- Switch cabinet doors
- Seat or door modules for cars

TYPICAL APPLICATIONS:




Wire

- Wire palettes
- Shelf floors
- Fan safety gratings
- Garden or kitchen gratings
- Decorative items
- Shop equipment
- Articles of the furniture industry



Type GAM 100 with quick changeover

3-5-8 Prison mesh



WELDING MACHINES FOR THE PRODUCTION OF WIRE PRODUCTS – TYPE SERIES GA AND FSD

■ IDEAL mesh welding machines are very popular in the wire products industry. Leading manufacturers of wire goods prefer these machines to produce basic mesh for their products flexibly and economically.

■ Automatic production lines – FSD – execute other operations on the product such as punching, embossing, bending etc. if necessary, so that the customer gets a finished product at the end of the line.

TYPICAL APPLICATIONS:

- Fencing mesh
- Dish washer baskets
- Furnace & hearth mesh
- Animal cages
- Wire baskets
- Cable tracks
- Display stands
- Shelf floors made of wire mesh
- Double rod mesh
- Prison mesh





Production line for the manufacture of bended fencing mesh, Type FSD 050



RIGHT AT THE FOREFRONT OF MESH PRODUCTION – TYPE SERIES GA

■ IDEAL offers customers different modular production series of welding machines that produce meshes of the most variegated types made of cut-to-length wires. Attention is paid in this context to special versatility and flexibility of the machines. Quick and simple changeover in case of product change makes them ideal for bulk production as well as for production in medium and small batches.



Gabions





Mesh welding machine off coil, Type QSE

MESH WELDING MACHINES OFF COIL – TYPE SERIES QSE

■ QSE welding machines off coil are characterized by quick production changeover times of less than 30 minutes. They are used for the efficient production of wire mesh roller products.



MESH WELDING MACHINES FOR REINFORCING MESH – TYPE SERIES MWP

■ Our reinforcing mesh production machines are distinguished by flexible production of bearing and special mesh. Reinforcing elements in special formats for roofs or walls can also be implemented as customized solutions.

Reinforcing mesh line, Type MWP



TYPICAL APPLICATIONS:

- Reinforcing mesh
- Special and bearing mesh
- Fencing mesh
- Double rod mesh
- Safety mesh
- Animal and wild fencing


BUTT WELDING MACHINES FOR WIRE DRAWING MILLS – TYPE SERIES DS

■ IDEAL delivers proven bulk production machines for butt welding of wires made of steel, stainless steel and non-ferrous metals.



TYPICAL APPLICATIONS:

- Use in wire drawing lines
- For the manufacture of wire products
- For the manufacture of steel cord



CABLE FACTORIES

BUTT WELDING MACHINES FOR STRANDED CONDUCTORS AND CABLES – TYPE SERIES LS

■ Our welding machines for joining copper and aluminium conductors and cables.


A selection of manually activated bulk production machines as well as pneumatic or hydraulic special solutions is available for different conductor and cable cross-sections.



TYPICAL APPLICATIONS:

Use before

- Extrusion lines
- Stranding machines





LEADER IN WELDING
TECHNOLOGY SINCE 1923



A TEAM OF EXPERTS HAVING INTERNATIONAL EXPERIENCE IS AT YOUR DISPOSAL.

■ Contact us so that we may examine the tasks jointly with you and find or develop the economically as well technically most appropriate solution together.

IDEAL DELIVERS:

- Development of machines in collaboration with the customer
- Planning a new factory or new production
- Design of all mechanical and technical supply-related machine components
- Design of control, process-flow programs and communication interfaces
- Production of mechanical and electrical machine components
- Installation and start up of all machine components
- Testing the machines and determining the welding parameters
- Dismantling, transportation and assembly in the factory of the customer
- Start-up and if necessary, line connection in the factory of the customer
- After Sales Service and delivery of spare parts

IDEAL-WERK, C. + E. JUNGEBLODT GMBH + Co. KG

P.O. Box 15 08 ■ 59553 Lippstadt/Germany
Phone +49 (0) 2941 – 2 06-0 ■ Fax: +49 (0) 2941 - 2 06-1 69
e-mail: info@ideal-werk.com ■ www.ideal-werk.com

IDEAL WELDING SYSTEMS L.P.

P.O. Box 6287 ■ Rockford, Illinois 61125-1287/U.S.A.
Phone +1 815 874 4349 ■ Fax: +1 815 874 4015
e-mail: idealweld@idealweld.com ■ www.idealweld.com

CLIFFORD WELDING SYSTEMS (PTY) LTD.

P.O. Box 2190 ■ 3200 Pietermaritzburg/South Africa
Phone +27 33 355 34 44 ■ Fax: +27 33 355 34 34
e-mail: sales@cliffeng.com ■ www.cliffeng.com



INNOVATION AND QUALITY
SINCE 1969